

C29SSMAX

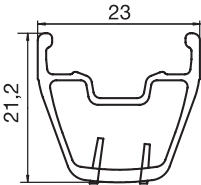



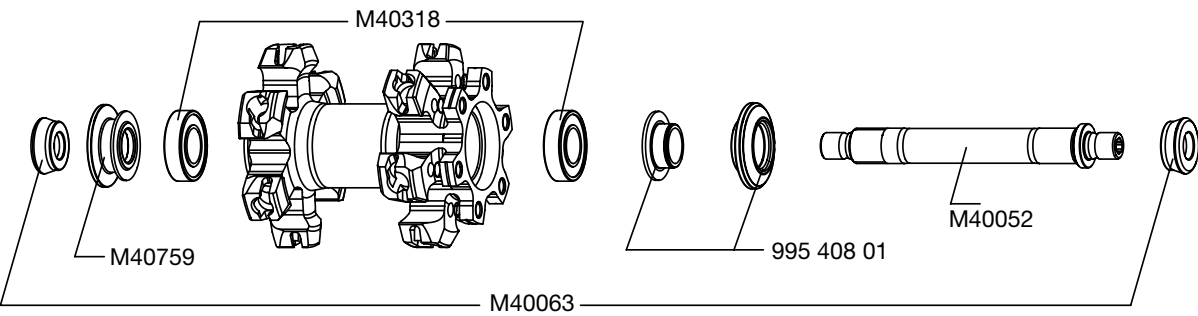
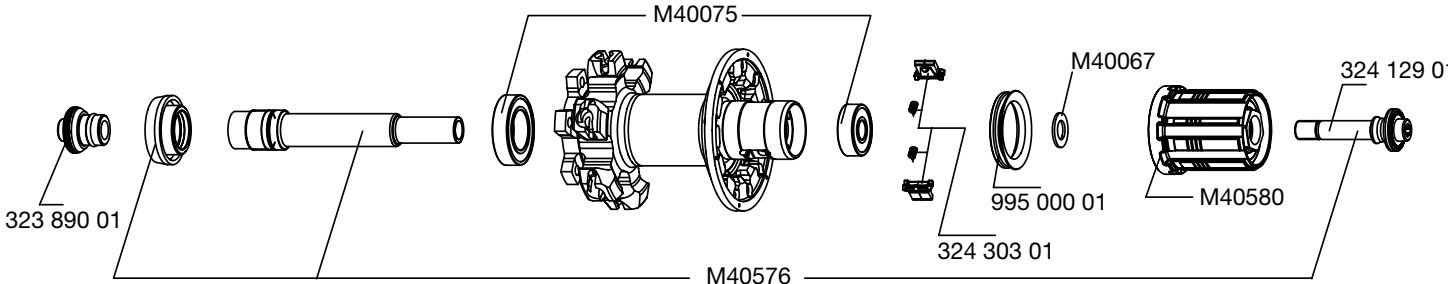
USE: use only on a Cross Mountain or Cross Country MTB fitted with disc brakes. Any other use (such as on a tandem, Cyclo-Cross bike, road bike, free-ride or downhill bike...) is strongly inadvisable, is the sole responsibility of the user and voids the Mavic warranty.

WHEEL WEIGHTS WITHOUT QUICK RELEASE SKEWER:

Front: 815 g
Rear: 935 g

WHEEL REFERENCES INTERNATIONAL STANDARD:

Front: 995 856 10
Rear: 995 857 13
Pair: 995 858 14

<h3>RIMS</h3>	SALES REFERENCES: Front: 996 063 10 Rear: 996 063 13	
	VALVE HOLE Ø  Ø: 6.5 mm Length: ≥ 32 mm	RECOMMENDED TIRE WIDTH AND PRESSURE  Dimensions: Ø 29" ETRTO 622 x 19C and UST Tubeless compatible Recommended tire width: 1.5" to 2.3"  Recommended tire pressure: See page 21
<h3>HUBS</h3>	<p>When replacing the front rim:</p> <ol style="list-style-type: none"> 1. With the valve hole near you, the raised indicator bump must be to the left of the valve hole 2. The spoke in the 1st hole to the right of the valve hole should be inserted on the disc side and should be a non-braking spoke. <p>When replacing the rear rim:</p> <ol style="list-style-type: none"> 1. With the valve hole near you, the 2 raised indicator bumps must be to the right of the valve hole; 2. The spoke in the 1st hole to the right of the valve hole should be inserted on the drive side into a marked hub hole. <p>MAINTENANCE: Clean with a dry cloth or soap and water. Do not use pressurized water.</p>	
		
		
<h3>WHEEL BUILDING</h3>	REFERENCES AND LENGTHS: Front: 996 066 01, length 292 mm (per 13, integrated nipples) Rear drive side: 996 067 01, length 279 mm (per 12, integrated nipples) Rear non-drive side: 996 068 01, length 293.5 mm (per 12, integrated nipples)	
FEATURES: Black (+1 decorated spoke per wheel), round, Zicral, straight pull spokes with integrated aluminum M7 nipples (self-locking).	LACING PATTERN: Front: crossed 2 on both sides Rear: Isopulse	TENSION: Front disc side: 110 to 130 kg Rear drive side: 120 to 140 kg
<h3>ACCESSORIES</h3>	WHEELS SUPPLIED WITH:	<h3>MAINTENANCE</h3>
<ul style="list-style-type: none"> • BX 601 front quick release skewer M40140 • BX 601 rear quick release skewer M40141 • Computer magnet M40540 • M7 spoke wrench M40494 (with rear wheel) • UST valves 995 282 01 • Anti-ejection plugs 996 065 01 (with rear wheel) • Free play adjustment wrench M40123 (with rear wheel) • User guide and warranty card 		<p>Replacing the front axle and bearings See 2006 TM page 19</p> <p>Replacing the rear axle See 2006 TM page 20</p> <p>Maintaining and replacing the free wheel mechanism See 2007 TM page 21</p> <p>Replacing the rear bearings See 2003 TM page 22</p> <p>Replacing a spoke See 2003 TM page 24</p> <p>Replacing the front rim See 2007 TM page 22</p> <p>Replacing the rear rim See 2006 TM page 17</p> <p>To quickly consult this information in a practical manner, refer to www.tech-mavic.com</p>