

CROSSMAX ST LEFTY

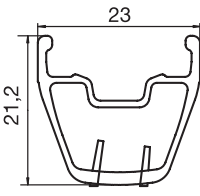


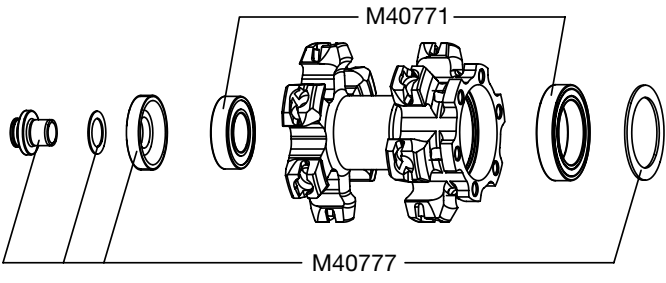
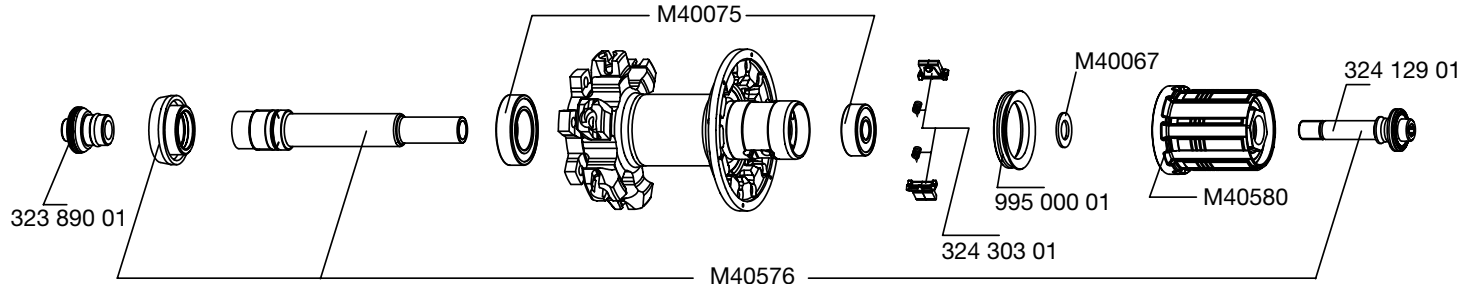
USE: use only on a Cross Mountain or Cross Country MTB fitted with a Cannondale Lefty fork and disc brakes. Any other use (such as on a tandem, Cyclo-Cross bike, road bike, free-ride or downhill bike...) is strongly inadvisable, is the sole responsibility of the user and voids the Mavic warranty.

WHEEL WEIGHTS WITHOUT QUICK RELEASE SKEWER:

Front: 745 g
Rear: 895 g

WHEEL REFERENCES INTERNATIONAL STANDARD:

Front: 995 834 10
Rear: 995 913 13
Pair: 995 835 14

RIMS	SALES REFERENCES: Front: 996 146 10 Rear: 996 146 13	
	VALVE HOLE Ø	RECOMMENDED TIRE WIDTH AND PRESSURE
	 Ø: 6.5 mm Length: ≥ 32 mm	 Dimensions: Ø 26" ETRTO 559 x 19C and UST Tubeless compatible Recommended tire width: 1.5" to 2.3"
<p>When replacing the front rim:</p> <ol style="list-style-type: none"> 1. With the valve hole near you, the raised indicator bump must be to the left of the valve hole 2. The spoke in the 1st hole to the right of the valve hole should be inserted on the disc side and should be a non-braking spoke. <p>When replacing the rear rim:</p> <ol style="list-style-type: none"> 1. With the valve hole near you, the 2 raised indicator bumps must be to the right of the valve hole; 2. The spoke in the 1st hole to the right of the valve hole should be inserted on the drive side into a marked hub hole. 		
HUBS	MAINTENANCE: Clean with a dry cloth or soap and water. Do not use pressurized water.	
		
		
WHEEL BUILDING	REFERENCES AND LENGTHS:	Front: 995 401 01, length 261 mm (per 13, integrated nipples) Rear drive side: 995 402 01, length 248 mm (per 12, integrated nipples) Rear non-drive side: 995 403 01, length 263 mm (per 12, integrated nipples)
FEATURES:	LACING PATTERN:	TENSION:
Black (+1 decorated spoke per wheel), round, Zicral, straight pull spokes with integrated aluminum M7 nipples (self-locking).	Front: crossed 2 on both sides Rear: Isopulse	Front disc side: 110 to 130 kg Rear drive side: 110 to 130 kg
ACCESSORIES	WHEELS SUPPLIED WITH:	MAINTENANCE
<ul style="list-style-type: none"> • BX 601 rear quick release skewer M40141 • Removable UST valve 995 282 01 • Computer magnet M40540 (with front wheel) • M7 spoke wrench M40494 (with rear wheel) • Anti-ejection plugs 996 065 01 (with rear wheel) • Free play adjustment wrench M40123 (with rear wheel) • User guide and warranty card 		Replacing the front axle and bearings See 2004 TM page 18 Replacing the rear axle See 2007 TM page 20 Maintaining and replacing the free wheel mechanism See 2007 TM page 21 Replacing the rear bearings See 2003 TM page 22 Replacing a spoke See 2003 TM page 24 Replacing the front rim See 2007 TM page 22 Replacing the rear rim See 2006 TM page 17
To quickly consult this information in a practical manner, refer to www.tech-mavic.com		