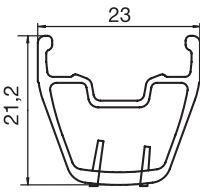


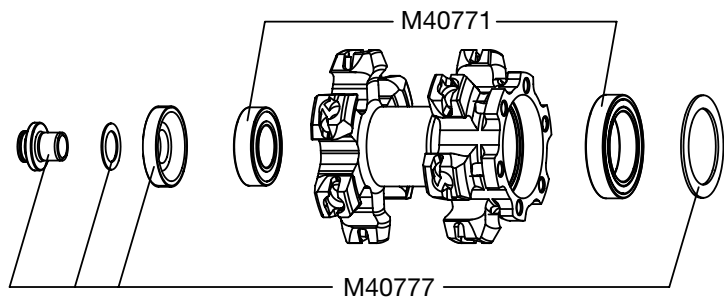
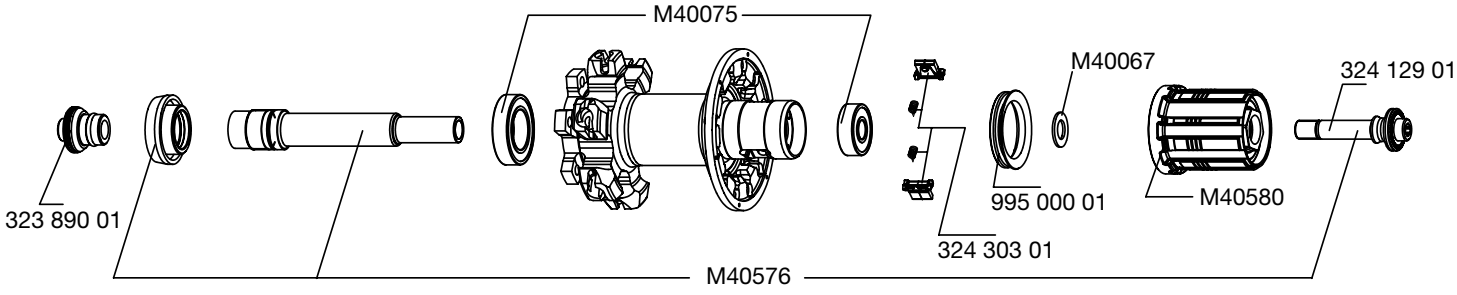


CROSSMAX ST LEFTY Ltd

USE: use only on a Cross Mountain or Cross Country MTB fitted with a Cannondale Lefty fork and disc brakes. Any other use (such as on a tandem, Cyclo-Cross bike, road bike, free-ride or downhill bike...) is strongly inadvisable, is the sole responsibility of the user and voids the Mavic warranty.

WHEEL WEIGHTS WITHOUT QUICK RELEASE SKEWER:

Front: 745 g
Rear: 895 g

<h3>RIMS</h3>	SALES REFERENCES: Front: 996 139 10 Rear: 996 139 13	
	VALVE HOLE Ø  Ø: 6.5 mm Length: ≥ 32 mm	RECOMMENDED TIRE WIDTH AND PRESSURE  Dimensions: Ø 26" ETRTO 559 x 19C and UST Tubeless compatible Recommended tire width: 1.5" to 2.3"
<p>When replacing the front rim:</p> <ol style="list-style-type: none"> 1. With the valve hole near you, the raised indicator bump must be to the left of the valve hole 2. The spoke in the 1st hole to the right of the valve hole should be inserted on the disc side and should be a non-braking spoke. <p>When replacing the rear rim:</p> <ol style="list-style-type: none"> 1. With the valve hole near you, the 2 raised indicator bumps must be to the right of the valve hole; 2. The spoke in the 1st hole to the right of the valve hole should be inserted on the drive side into a marked hub hole. 		
<h3>HUBS</h3>	MAINTENANCE: Clean with a dry cloth or soap and water. Do not use pressurized water.	
		
		
<h3>WHEEL BUILDING</h3>	REFERENCES AND LENGTHS: Front: 996 141 01, length 261 mm (per 13, integrated nipples) Rear drive side: 996 142 01, length 248 mm (per 12, integrated nipples) Rear non-drive side: 996 143 01, length 263 mm (per 12, integrated nipples)	
FEATURES: White (+1 decorated spoke per wheel), round, Zicral, straight pull spokes with integrated aluminum M7 nipples (self-locking).	LACING PATTERN: Front: crossed 2 on both sides Rear: Isopulse	TENSION: Front disc side: 110 to 130 kg Rear drive side: 110 to 130 kg
<h3>ACCESSORIES</h3>	WHEELS SUPPLIED WITH:	<h3>MAINTENANCE</h3>
<ul style="list-style-type: none"> • BX 601 front quick release skewer M40140 • BX 601 rear quick release skewer M40141 • Computer magnet M40540 • M7 spoke wrench M40494 (with rear wheel) • UST valves 995 282 01 • Anti-ejection plugs 996 065 01 (with rear wheel) • Free play adjustment wrench M40123 (with rear wheel) • User guide and warranty card 		<p>Fitting and removing the front wheel from the fork Replacing the front axle and bearings Replacing the rear axle Maintaining and replacing the free wheel mechanism Replacing the rear bearings Replacing a spoke Replacing the front rim Replacing the rear rim</p> <p>To quickly consult this information in a practical manner, refer to www.tech-mavic.com</p>
		<p>See 2004 TM page 18 See 2004 TM page 19 See 2007 TM page 20 See 2007 TM page 21 See 2003 TM page 22 See 2003 TM page 24 See 2007 TM page 22 See 2006 TM page 17</p>