

USE: use only on a Enduro-Freeride MTB fitted with disc brakes. Any other use (such as on a tandem, road bike, cyclo-cross bike, downhill bike...) is highly inadvisable, is the sole responsibility of the user and voids the Mavic warranty.

Recommended maximum weight of the cyclist and his equipment: 100 kg.

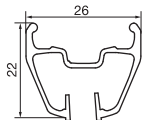
WHEEL WEIGHTS WITHOUT QUICK-RELEASE SKEWER

Front: 825 g
Rear: 930 g

WHEEL REFERENCES

Front: 996 223 10
Rear: 996 224 13
Pair: 996 225 14

RIMS	REFERENCES: Front: 996 893 10 Rear: 996 893 13
-------------	---



Ø VALVE HOLE



Ø: 6.5 mm
Length.: ≥ 32 mm

RECOMMENDED TIRE WIDTH



Dimensions: Ø 26"
ETRTO 559 x 21C compatible and Tubeless UST
Recommended tire width: 2.1" to 2.5"

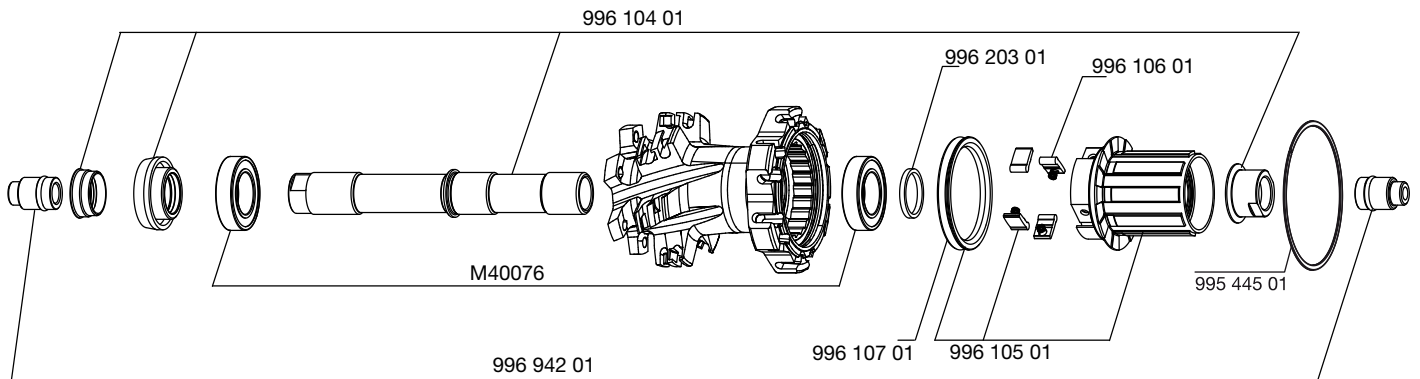
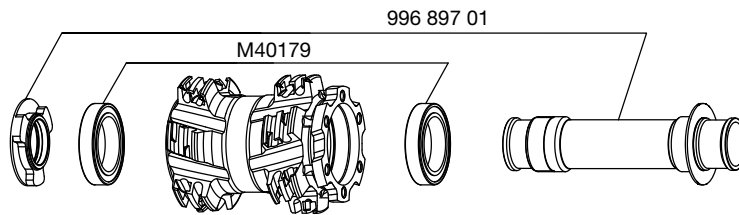
When replacing the front rim:

1. With the valve hole near you, the raised indicator bump must be to the left of the valve hole
2. The spoke in the first hole to the right of the valve hole is a non-braking spoke and should be inserted in the disc side of the hub

When replacing the rear rim:

1. With the valve hole near you, the two raised indicator bumps must be to the right of the valve hole
2. The spoke in the first hole to the right of the valve hole is a non-driving spoke and should be inserted in the drive side of the hub

HUBS	MAINTENANCE: Clean with a dry cloth or soap and water if necessary. Do not use a high-pressure washer.
-------------	---



WHEEL BUILDING	REFERENCES AND LENGTHS: Front and rear non-drive side: 995 437 01, length 266 mm, (per 12 + 2 pad-printed, integrated nipples) Rear drive side: 995 438 01, length 247 mm, (per 12, integrated nipples)
-----------------------	--

FEATURES: Gray Zircal round straight pull spokes with integrated, self-locking M7 aluminum spoke nipples.	LACING PATTERN: Front and rear: crossed 2 on both sides	TENSION: Front disc side: 110 to 130 kg Rear drive side: 110 to 130 kg
---	---	---

ACCESSORIES	WHEELS SUPPLIED WITH:	MAINTENANCE
<ul style="list-style-type: none"> • BX 601 rear quick-release M40141 • Axle reducers 12=>9 mm 996 942 01 • UST valves 995 282 01 • Computer magnet M40540 (with front wheel) • M7 spoke wrench M40494 (with rear wheel) • Free play bearing adjustment wrench M40123 (with rear wheel) • User guide 		<p>Replacing the front axle and bearings in the INT model See 2008 TM, page 24</p> <p>Rear wheel assembly diameter conversion See page 25</p> <p>Maintaining and replacing the free wheel mechanism See page 29</p> <p>Replacing the rear axle and bearings See page 30</p> <p>Replacing a spoke See 2003 TM, page 24</p> <p>Replacing the front rim See 2003 TM, page 29</p> <p>Replacing the rear rim See 2003 TM, page 30</p> <p>To consult this information quickly in a practical manner, refer to www.tech-mavic.com</p>