
























FRONT MTB AXLE ADAPTERS NON-BOOST













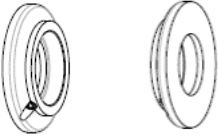



TYPE	SEASON	LOOKS LIKE	CONCEPT	HUB SPEC	WHEELS	DESIRED CONFIGURATION	ADAPTER CODE	ADAPTER IMAGE
Front MTB High Level	MY18 and earlier		QRM+	15x100 with B41 044 01 / LB4104400 	Crossmax Pro Carbon XA Pro Carbon XA Pro Crossmax Pro Deemax Pro MY17	9x100 (QR)	Remove B41 044 01 / LB4104400 and plug: B41 043 01 LB4104300	
				20x110 with 129 829 01 / L12982900 	Deemax Pro MY18 E-Deemax Pro Deemax DH	15x100	Remove 129 829 01 / L12982900 and plug: 129 828 01 L12982800	
		Deemax Pro Sam Hill ltd	15x100 with 129 828 01 / L12982800 	20x110	Remove 129 828 01 / L12982800 and plug: 129 829 01 L12982900			
			9x100 (QR)	Remove 129 829 01 / L12982900 and plug: 129 827 01 L12982700				
Front MTB Entry Level	MY17 and earlier		QRM	15x100	Crossride Crossride FTS-X XA Elite Crossmax Elite	9x100 (QR)	Plug on top: 996 941 01 L99694100 (QR included)	
	From MY18		QRM Auto	15x100 with V23 908 01 / LV2390800 	XA XA Light	9x100 (QR)	V23 908 01 / LV2390800 + plug on top:	



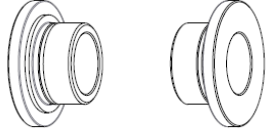


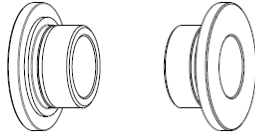

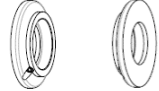
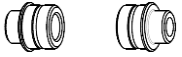

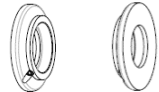

			QRM Auto		Crossmax Crossmax Light	9x100 (QR)	996 941 01 L99694100	
MTB Wheels	From MY19		QRM Auto	15x100 with V23 725 01 / LV2372500	XA XA Light (OEM) XA Elite XA Elite Carbon XA Pro Carbon (OEM) Crossmax Crossmax Light (OEM) Crossmax Elite Crossmax Elite Carbon Crossmax Pro Carbon Crossmax 27/29 MY22	9x100 (QR)	Plug on top: 996 941 01 L99694100	
				20x110 with 129 829 01 / L12982900	Deemax Elite Deemax DH MY20	15x100	Remove 129 829 01 / L12982900 and plug: 129 828 01 L12982800	
						9x100 (QR)	Remove 129 829 01 / L12982900 and plug: 129 827 01 L12982700	



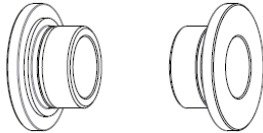

FRONT MTB AXLE ADAPTERS BOOST



TYPE	SEASON	LOOKS LIKE	CONCEPT	HUB SPEC	WHEELS	DESIRED CONFIGURATION	ADAPTER CODE	ADAPTER IMAGE
Front MTB High Level	MY18 and earlier		QRM+	15x110 with B41 044 01 / LB4104400 	Crossmax Pro Carbon Boost XA Pro Carbon Boost XA Pro Boost Crossmax Pro Boost Deemax Pro Boost E-Deemax Pro Boost Deemax Pro Sam Hill Boost	Torque Caps	Remove B41 044 01 / LB4104400 and plug : V26 502 01 LV2650200	
						9x110 (QR)	B41 044 01 / LB4104400 + plug on top: B4104301 LB4104300	
Front MTB Entry Level	MY17 and earlier		QRM	15x110 with V23 713 01 / LV2371300 	XA Elite Boost Crossmax Elite Boost Crossride Boost	Torque Caps	Remove V23 713 01 / LV2371300 and plug : V26 501 01 LV2650100	
	From MY18		QRM Auto	15x110 with V23 908 01 / LV2390800 	XA Boost XA Light Boost Crossmax Boost Crossmax Light Boost XA Elite 27+ E-XA Elite 27+ E-XA Elite	Torque Caps	Remove V23 908 01 / LV2390800 and plug : V26 503 01 LV2650300	
	From MY19		QRM Auto	15x110 with V23 725 01 / LV2372500 	XA Boost XA35 Boost XA Light Boost (OEM) XA Elite Boost XA Elite Carbon Boost XA Pro Carbon Boost (OEM) XA35 Pro Carbon Boost Crossmax Boost Crossmax Light Bst (OEM) Crossmax Elite Boost Crossmax Elite Carbon Bst Crossmax Pro Carbon Boost	Torque Caps	Remove V23 725 01 / LV2372500 and plug: V23 744 01 LV2374400	
						9x110 (QR)	V23 725 01 / LV2372500 + Plug on top: 99694101 L99694100	


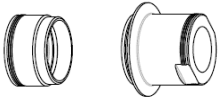






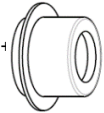
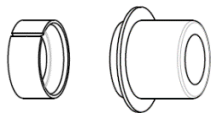
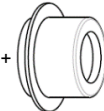
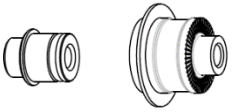


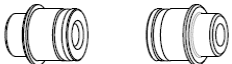
Front MTB
Wheels



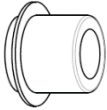


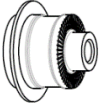
			20x110 Boost with V26 804 01 / LV2680400	Deemax Elite Boost E-Crossmax Elite Boost E-XA30 Elite Boost E-XA35 Elite Boost E-XA35 Boost Deemax DH MY20 Boost	15x110	Remove V26 804 01 / LV2680400 and plug: 129 828 01 L12982800		
			Torque Caps 20x31mm	Remove V26 804 01 / LV2680400 and plug: V26 504 01 LV2650400				
				15x110 Boost with 129 828 01 / L12982800	Deemax MY21	20x110 BOOST	Remove 129 828 01 / L12982800 and plug : V26 804 01 / LV2680400	
						Torque Caps 20x31mm	Remove 129 828 01 / L12982800 and plug: V26 504 01 LV2650400	
	From MY21		QRM Auto	15x110 with V23 725 01 / LV2372500	Crossmax SL Ultimate MY21/22 Crossmax SLR MY21/22 Crossmax SLS MY21 Crossmax SL MY21 Crossmax XLR MY21/22 Crossmax XLS MY21 Crossmax XL MY21 Crossmax 29/27 MY22	Torque Caps	Remove V23 725 01 / LV2372500 and plug: V23 744 01 LV2374400	
						9x110 (QR)	Plug on top: 99694101 L99694100	
		DCL hub QRM Auto	15x110 with V23 725 01 / LV2372500	E-Deemax S30 DCL MY21 E-Deemax S35 DCL MY21 E-Deemax 30 DCL MY22 E-Deemax 35 DCL MY22	Torque Caps DCL hub	Remove V23 725 01 / LV2372500 and plug: V23 744 01 LV2374400		
					9x110 (QR)	Plug on top: 99694101 L99694100		

From MY21 E-BIKE Wheels		15x110 Boost with 129 828 01 / L12982800		E-Deemax S30 MY21 E-Deemax S35 MY21 E-Deemax 30 MY22 E-Deemax 35 MY22	20x110 BOOST	Remove 129 828 01 / L12982800 and plug: V2680401 LV2680400	
					Torque Caps INT 6bolts hub	Remove 129 828 01 / L12982800 and plug: V26 504 01 LV2650400	
					9x110 (QR)	Plug on top: 99694101 L99694100	

REAR MTB AXLE ADAPTERS NON-BOOST





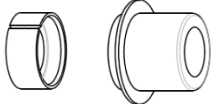





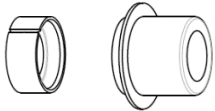
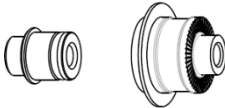
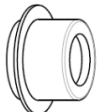

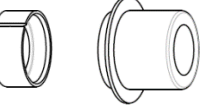
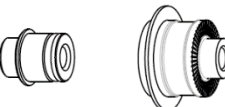
TYPE	SEASON	LOOKS LIKE	CONCEPT	HUB SPEC	WHEELS	DESIRED CONFIGURATION	ADAPTER CODE	ADAPTER IMAGE
Rear MTB High-End	MY18 and earlier		QRM+	12x142 with 308 593 01 / L30859300 	XA Pro Carbon MY18 XA Pro Crossmax Pro Carbon MY18 Crossmax Pro Deemax Pro	12x135	308 722 01 L30872200	
				12x150 with 308 722 01 / L30872200 	Deemax DH MY17	9x135 (QR)	308 722 01 L30872200 + 308 731 01 L30873100	
Rear MTB E-Wheels and DH	From MY18		QRM Auto	12x157 with V25 107 01 / LV2510700 	Deemax DH MY18	12x150	V25 109 01 LV2510900	Remove left V25 107 01 LV2510700 + 
				12x142 with V25 107 01 / LV2510700 	E-Deemax Pro MY18	12x135	V25 109 01 LV2510900	Remove left V25 107 01 LV2510700 + 
						9x135 (QR)	V25 108 01 LV2510800	
Rear MTB Entry Level	MY18 and earlier		QRM	12x142 with 329 650 01 / L32965000 	XA XA Light Crossmax Crossmax Light XA Elite Crossmax Elite	12x135	No adapter just remove 329 650 01 L32965000	
						9x135 (QR)	Remove 329 650 01 / L32965000 and plug: 308 731 01 / L30873100	


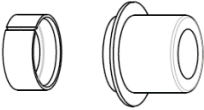
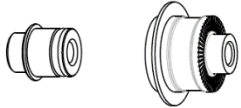
Rear MTB Wheels	From MY19		QRM Auto (on ID360)	12x142 with V25 107 01 / LV2510700  	XA MY19 XA Light (OEM) MY19 XA Elite MY19 XA Pro MY19 XA Elite Carbon XA Pro Carbon MY19 (OEM) Crossmax Crossmax Light MY19 (OEM) Crossmax EliteMY19 Crossmax Pro Carbon MY19 Crossmax Elite Carbon Crossmax Pro Carbon MY19 Deemax Pro MY19 Deemax Elite Deemax DH MY20 (12x142 hub) Crossmax 29/27 MY22	12x135	V25 109 01 LV2510900	Remove left V25 107 01 LV2510700 + 
						9x135 (QR)	V25 108 01 LV2510800	 

REAR MTB AXLE ADAPTERS BOOST



TYPE	SEASON	LOOKS LIKE	CONCEPT	HUB SPEC	WHEELS	DESIRED CONFIGURATION	ADAPTER CODE	ADAPTER IMAGE
Rear MTB High-End	MY18 and earlier		QRM+	12x148 with 308 593 01 / L30859300 	XA Pro Carbon Boost MY18 XA Pro Boost Crossmax Pro Carbon Bst MY18 Crossmax Pro Boost Deemax Pro Boost Deemax Pro Sam Hill Boost	9x141 (Boost QR)	308 722 01 L30872200 + 308 731 01 L30873100	
E-Wheels	From MY18		QRM Auto	12x148 with V25 107 01 / LV2510700 	E-Xa Elite Boost MY18 E-Xa Elite 27+ Boost MY18 E-Deemax Pro Boost MY18			
Rear MTB Entry Level	MY18 and earlier		QRM	12x148 with V23 714 01 / LV2371400 	Crossride Boost XA Boost MY18 XA Light Boost MY18 XA Elite Boost XA Elite 27+ Boost Crossmax Boost MY18 Crossmax Light Boost MY18 Crossmax Elite Boost			

Rear MTB Wheels	From MY19		QRM Auto (on ID360)	12x148 with V25 107 01 / LV2510700	XA Boost MY19 XA35 Boost E-XA35 Boost E-Crossmax Boost E-XA30 Elite Boost E-XA35 Elite Boost XA Light Boost (OEM) MY19 XA Elite Boost MY19 XA Elite Carbon Boost XA Pro Carbon Boost (OEM) XA35 Pro Carbon Boost Crossmax Boost MY19 Crossmax Light Bst (OEM) Crossmax Elite Boost MY19 Crossmax Elite Carbon Bst Crossmax Pro Carbon Bst MY19 XA Pro Boost MY19 Crossmax Pro Bst MY19 Deemax Pro Boost MY19 E-Deemax Pro Bst MY19 Deemax Elite Boost Deemax DH MY20 Boost Deemax MY21	9x141 (Boost QR)	Remove V25 107 01 / LV2510700 and plug: V25 108 01 / LV2510800		
				12x157 with V25 107 01 / LV2510700	Deemax DH MY20 (12x157 hub) Deemax MY20 (12x157 hub)	12x150	V25 109 01 LV2510900	Remove left V25 107 01 LV2510700 + 	
	From MY21		QRM Auto	12x148 with V25 107 01 / LV2510700	Crossmax SL Ultimate MY21/22 Crossmax SLR MY21/22 Crossmax SLS MY21 Crossmax SL MY21 Crossmax XLR MY21/22 Crossmax XLS MY21 Crossmax XL MY21 Crossmax 29/27 MY22	9x141 (Boost QR)	Remove V25 107 01 / LV2510700 and plug: V25 108 01 / LV2510800		

<p>From MY21 E-BIKE Wheels</p>		<p>QRM Auto</p>	<p>12x148 with V25 107 01 / LV2510700</p>		<p>E-Deemax S30 MY21 E-Deemax S35 MY21 E-Deemax 30 MY22 E-Deemax 35 MY22</p>	<p>9x141 (Boost QR)</p>	<p>Remove V25 107 01 / LV2510700 and plug: V25 108 01 / LV2510800</p>	
--	---	-----------------	---	---	--	-------------------------	---	---