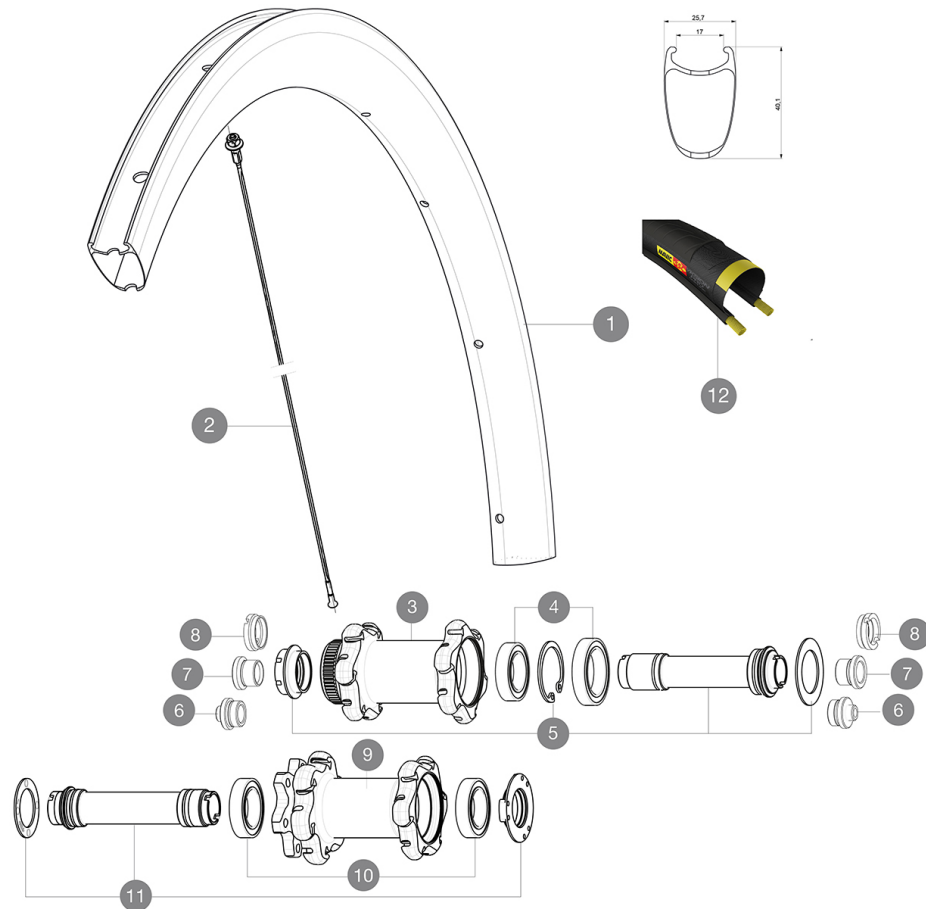


MAVIC Cosmic Pro Carbon SL C Disc

ASTM CATEGORY 1 : road only
Recommended weight limit : 120kg
Recommended tyre sizes: 25 to 52 mm
Max. Pressure: 25mm 7.7 bars - 110 PSI

REFERENCES WHEELS

F43101	CosProCarbSLDiscINTft	F43501	CosProCarbSLDiscCLft
--------	-----------------------	--------	----------------------



RIMS



VALVE HOLE \bar{A} (MM): 6,5 :

1	V2401210	KIT FRT RIM COSMIC PRO CARBON SL Disc - while stock last
1	V2733210	KIT FRONT RIM COSMIC PRO CARBON SL UST DISC
	V2690101	KIT CARBON RIM TAPE 21x622mm - FOR CARBON RIM
	V2620101	UST RIM TAPE 25mm (for 21-24mm wide rim)

SPOKES

2	V3663001	KIT 12 FRT/NDS COSMIC PRO CARB SL UST/UST Disc C/C Disc/T Di
2	V2271201	KIT 12 NDS COS PRO CARB SL/FT SL D/FT & NDS UST & UST D SPK

HUB SHELLS



3	N/A	HUB BODY
4	99688601	BEARING KIT 9/15 DCL HUB 20x32x7 6804 + 25x37x7 6805
5	V2252401	KIT MY16 FRONT AXLE ROAD DISC 9/12/15 CL
10	99688501	BEARING KIT 9/12/15 D6T HUB 20x32x7 6804
11	V2252301	KIT MY16 FRONT AXLE ROAD DISC 9/12/15 INT

ADAPTERS

6	B4104301	ADAPTER Ft 9mm QR QRM+
7	B4104201	ADAPTER Ft 12mm QRM+
8	B4104401	ADAPTER Ft 15mm QRM+

MAVIC Cosmic Pro Carbon SL C Disc

DELIVERED WITH

Rim tape	
Front 12 mm adapters	
Specific disc bolts	
Multifunction adjustment wrench	
User guide	
Front 12 mm adapters (B4104201) 1	
Rear 12x142mm adapters for Instant Drive 360 (B49 896 01 for ID360 6T, B49 899 01 for ID360 CL) 1	
Specific disc bolts	
Rim tape	
Multifunction adjustment wrench	
User guide	

COMPATIBILITY

Freewheel: Shimano/Sram or Campagnolo, convertible to XD-R with optional driver body	
Front axle: convertible from 12mm thru axle to quick release or 15mm thru axle with optional adapters	
Rear axle: 12mm thru axle, convertible to Quick Release with optional adapters	

Specifications

RIMS

- **Material** : 3K carbon fibers
 - **Height** : 40 mm
 - **Material** : 3K carbon fibers
 - **Drilling** : traditional
- Disc brake specific profile
- **Valve hole diameter** : 6.5 mm
 - **Tyre** : clincher
 - **Internal width** : 17 mm
 - **ETRTO size** : 622x17C
 - **Recommended tyre sizes** : 25 to 52 mm
 - **Height** : 40 mm
 - **Drilling** : traditional
- Disc brake specific profile
- **Valve hole diameter** : 6.5 mm
 - **Tyre** : clincher
 - **Internal width** : 17 mm
 - **ETRTO size** : 622x17C

SPOKES

- **Material** : steel
- **Shape** : straight pull, bladed, double butted
- **Nipples** : aluminum, ABS
- **Count** : 24 front and rear
- **Lacing** : front crossed 2, rear Isopulse
- **Material** : steel
- **Shape** : straight pull, bladed, double butted
- **Nipples** : aluminum, ABS

WHEEL HUB

- **Front and rear bodies** : aluminum
 - **Axle material** : aluminum
- Sealed cartridge bearings
- **Freewheel** : Instant Drive 360
 - **Front and rear bodies** : aluminum
 - **Front** : Quick release, 12 thru and 15 thru compatible
 - **Axle material** : aluminum
 - **Rear** : 12x142 (convertible to quick release with optional adapters)
- Sealed cartridge bearings
- **Freewheel** : Instant Drive 360
 - **Front** : Quick release, 12 thru and 15 thru compatible
 - **Rear** : 12x142 (convertible to quick release with optional adapters)

VERSIONS

- **Color** : Black only
- **Disc standard** : 6 Bolts or Center Lock(R)

WHEEL WEIGHTS

Wheel weight 750