

MAVIC Cosmic Pro Carbon Disc

ASTM CATEGORY 1 : road only

Recommended weight limit : 120kg

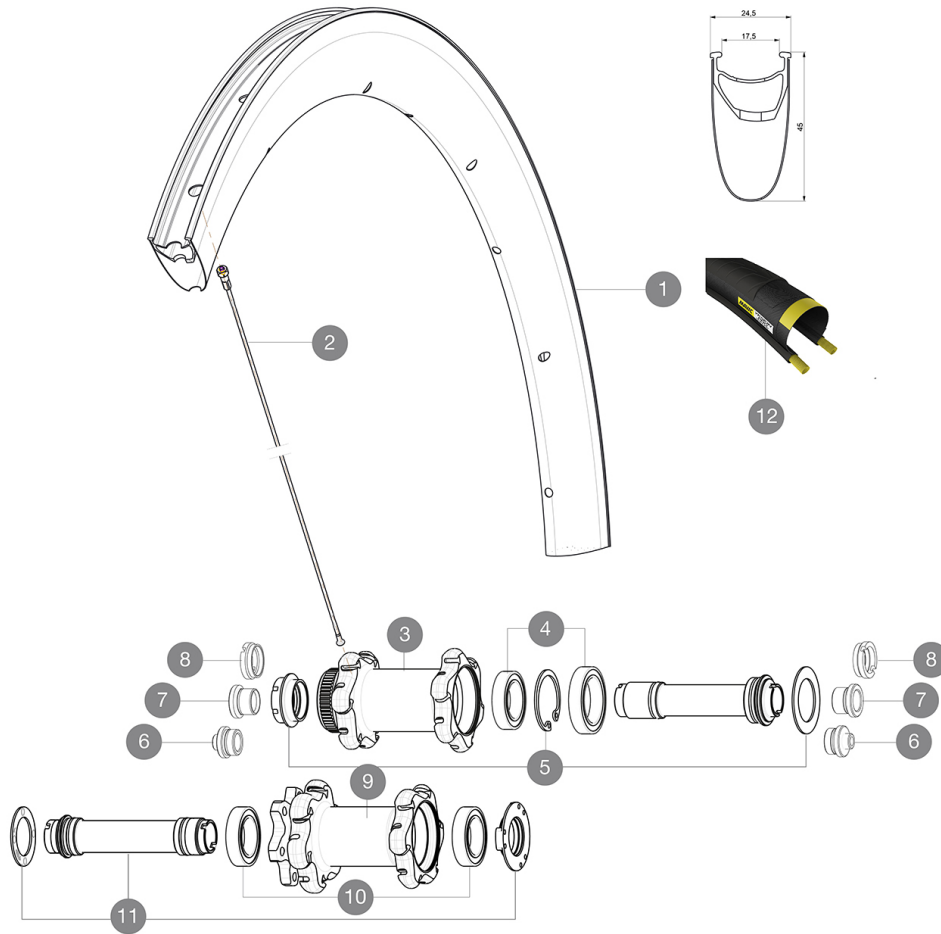
Recommended tire sizes: 25 to 32 mm

Max. Pressure: 23mm 8.7 bars - 125 psi, 25/28mm 7.7 bars - 110 psi

Max. Pressure: 25mm 7.7 bars - 110 PSI

REFERENCES WHEELS

F54301	CosProCarD6BFt12x100	F60201	CosProCarDCLFt12x100
F71871	CosProCarDCLFt12x100Cus		



RIMS



&NBSP;:

1	V2407910	KIT FRONT RIM COSMIC PRO CARBON DISC CLINCHER
---	----------	---

SPOKES

2	V2274901	KIT 12 FT/NDS BTD SPK 294mm/WIDE ALU NIPPLE - while stock la
2	V3663701	KIT 12 FRT/NDS BUTTED AERO STAINLESS SPOKE 294 + alu nipple

HUB SHELLS

3	N/A	HUB BODY
4	99688601	BEARING KIT 9/15 DCL HUB 20x32x7 6804 + 25x37x7 6805
5	V2252401	KIT MY16 FRONT AXLE ROAD DISC 9/12/15 CL
9	N/A	HUB BODY
10	99688501	BEARING KIT 9/12/15 D6T HUB 20x32x7 6804
11	99688201	9/15 6B FRT AXLE CROSSMAX/KSY PRO CARBON SL C

TYRES



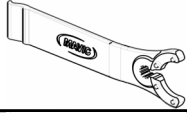
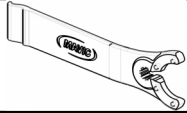
12	37805325	YksionProGripLinkWH
----	----------	---------------------

ADAPTERS

6	B4104301	ADAPTER Ft 9mm QR QRM+
7	B4104201	ADAPTER Ft 12mm QRM+
8	B4104401	ADAPTER Ft 15mm QRM+

MAVIC Cosmic Pro Carbon Disc

DELIVERED WITH

Front 12 mm adapters (B4104201) 1	
Rear 12x142mm adapters for Instant Drive 360 (B49 896 01 for ID360 6T, B49 899 01 for ID360 CL) 1	
Specific disc bolts (308 719 01)	
Rim tape	
Rim tape	
Multifunction adjustment wrench (325 423 01) 1	
Multifunction adjustment wrench (325 423 01) 1	
User guide	
User guide	

COMPATIBILITY

Freewheel: Shimano/Sram, convertible to Campagnolo and XD-R with optional driver bodies	
Freewheel: Shimano/Sram, convertible to Campagnolo and XD-R with optional driver bodies	
Front axle: convertible from 12mm thru axle to quick release or 15mm thru axle with optional adapters	
Front axle: convertible from 12mm thru axle to quick release or 15mm thru axle with optional adapters	
Rear axle: 12mm thru axle, convertible to Quick Release with optional adapters	
Rear axle: 12mm thru axle, convertible to Quick Release with optional adapters	

Specifications

RIMS

- **Material** : Maxtal and 12K carbon fiber
- **Material** : Maxtal and 12K carbon fiber
- **Height** : 52 mm
- **Height** : 52 mm
- **Joint** : SUP
- **Joint** : SUP
- **Drilling** : traditional
- **Drilling** : traditional
- Disc brake specific profile
- Disc brake specific profile
- **Weight reduction** : ISM
- **Weight reduction** : ISM
- **Valve hole diameter** : 6.5 mm
- **Valve hole diameter** : 6.5 mm
- **Tire** : clincher
- **Tire** : clincher
- **Internal width** : 17 mm
- **Internal width** : 17 mm
- **ETRTO size** : 622x17C
- **ETRTO size** : 622x17C

SPOKES

- **Material** : steel
- **Material** : steel
- **Shape** : straight pull, bladed, double butted
- **Shape** : straight pull, aero, double butted
- **Nipples** : aluminum, ABS
- **Nipples** : aluminum, ABS
- **Count** : 24 front and rear
- **Count** : 24 front and rear
- **Lacing** : front crossed 2, rear Isopulse
- **Lacing** : front crossed 2, rear Isopulse

WHEEL HUB

- **Front and rear bodies** : aluminum
- **Front and rear bodies** : aluminum
- **Axle material** : aluminum
- **Axle material** : aluminum
- **Front bearings** : adjustable sealed cartridge bearings (QRM+), Rear bearings auto adjust sealed cartridge bearings (QRM Auto)
- Sealed cartridge bearings
- **Freewheel** : Instant Drive 360
- **Freewheel** : Instant Drive 360
- **Front** : Quick release, 12 thru and 15 thru compatible
- **Rear** : 12x142 (convertible to quick release with optional adapters)

VERSIONS

- **Color** : Black only
- **Color** : Black only
- **Disc standard** : 6 Bolts or Center Lock(R)
- **Disc standard** : 6 Bolts or Center Lock(R)

WHEEL WEIGHTS

Wheel weight 835