

MAVIC CXR Elite Disc

ASTM CATEGORY 1 : road only

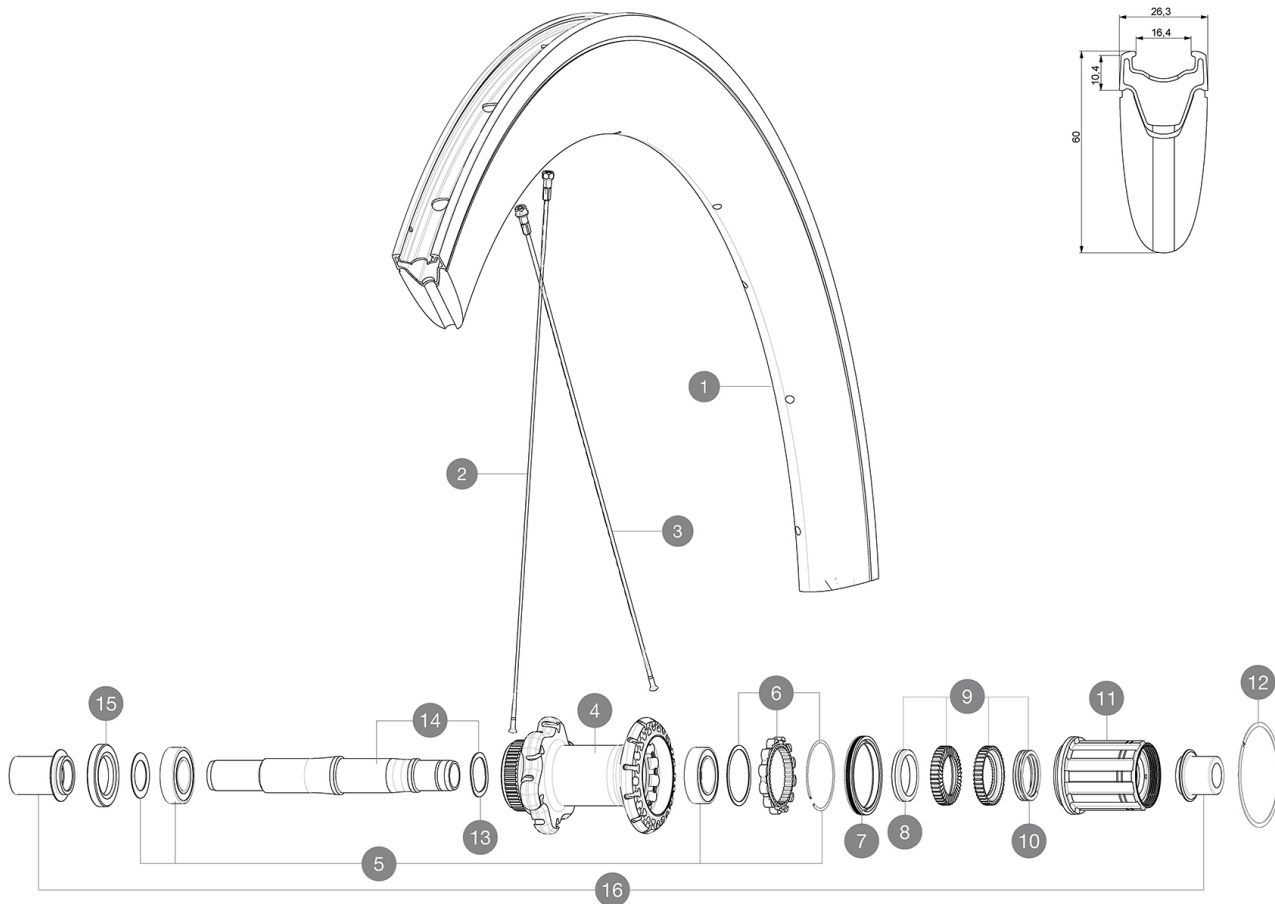
For a longer longevity of the wheel, Mavic recommends that the total weight supported by the wheels don't exceed 120kg, bike included

Recommended tyre sizes: 23 to 32 mm

Max. Pressure: 23mm 8.7 bars - 125 psi, 25mm 7.7 bars - 110 psi

参照ホイール

R98181 CXREliteDCLRr12x142



RIMS



Ä□□Ä□«Ä□□Ç©'Ä%□Ï¼□MMÏ¼□Ï¼□6.5 :

1	V2408813	KIT REAR RIM CXR ELITE DISC - until stock last
	V2690201	KIT CARBON RIM TAPE 18x622mm (SPECIAL RIM TAPE)

SPOKES

2	V2275201	KIT 12 REAR NON-DRIVE SIDE & FRONT DISC & REAR DISC side
3	V2275101	RHT12 REAR DRIVE SIDE UB & DISC BUTTED AERO SPOKES 272mm +

HUB SHELLS





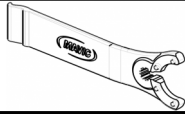
4	N/A	HUB BODY
5	V2560201	KIT ID360 BEARINGS 15/28/7 + 17/28/7
6	V2252701	KIT ID360 INSERT SHAPED EAR LOBE > 2017
7	V2251601	ID360 SEAL + GREASE
8	V2500501	Kit 3 ID360 pad for noise reduction
9	V2251701	ID360 2 RATCHETS + SPRING + GREASE
10	V2251801	KIT 3 ID360 ROAD SPRINGS
11	V3430101	HG11 Freewheel Body ID360
12	V2252201	KIT 2 REAR HUB RETENTION RINGS 48mm
13	V2251501	3 ID360 WAVE WASHERS
14	V2251401	ID360 AXLE DISC CL
15	V2250901	KIT ID360 HUB THREADED CAP for UB model (small)

ADAPTERS

16	B4989901	Rear Axle Adapters 12/142 CL
	B4989501	ADAPTER Rr 12x135mm ID360 (6bolt&CLock)
	B4989801	Rear axle adapters 9mm/135 QR (centerlock)

MAVIC CXR Elite Disc

付属品

Front 12 mm adapters (B4104201) 1	
Rear 12x142mm adapters for Instant Drive 360 (B49 896 01 for ID360 6T, B49 899 01 for ID360 CL) 1	
Valve extender (118 952 01) 1	
Specific disc bolts (308 719 01) Pack of 6	
Rim tape	
Multifunction adjustment wrench (325 423 01) 1	
User guide	

COMPATIBILITY

Freewheel: Shimano/Sram, convertible to Campagnolo and XD-R with optional driver bodies	
Front axle: convertible from 12mm thru axle to quick release or 15mm thru axle with optional adapters	
Rear axle: 12mm thru axle, convertible to Quick Release with optional adapters	

Specifications

リム

- Material : Maxtal alloy with Blackcell flange
- Height : 60 mm
- Drilling : traditional
- Disc brake specific profile
- Valve hole diameter : 6.5 mm
- Tyre : clincher
- Internal width : 16 mm
- ETRTO size : 622x16C

スポーク

- Material : steel
- Shape : straight pull, bladed, double butted
- Nipples : aluminum, ABS
- Count : 24 front and rear
- Lacing : front crossed 2, rear Isopulse

ホイールハブ

- Front and rear bodies : aluminum
- Axle material : aluminum
- Sealed cartridge bearings
- Freewheel : Instant Drive 360
- Front : Quick release, 12 and 15mm through axle compatible
- Rear : convertible to 12mm through axle (135 and 142)

VERSIONS

- Color : Black only
- Disc standard : 6 Bolts or Center Lock(R)

ホイールの重み

ホイール重量 (クイックリリースおよびクリンチャー/チューブラーを除く) (g) : 1050