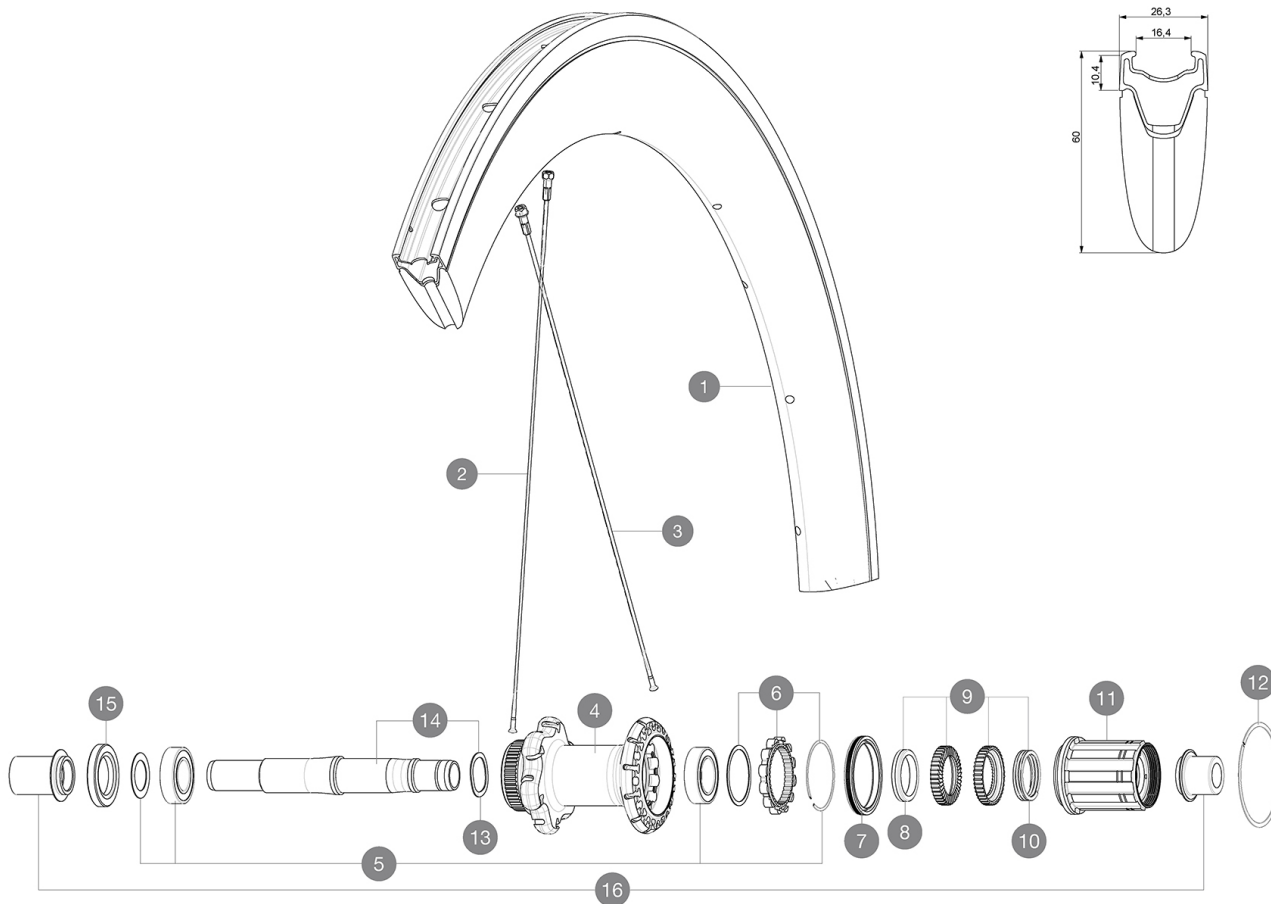


ASTM CATEGORY 1 : road only
Recommended weight limit : 120kg
Recommended tire sizes: 23 to 32 mm
Max. Pressure: 23mm 8.7 bars - 125 psi, 25mm 7.7 bars - 110 psi

REFERENCES WHEELS

R98181 CXREliteDCLRr12x142



RIMS



VALVE HOLE \bar{A} (MM): 6.5 :

1	V2408813	KIT REAR RIM CXR ELITE DISC - until stock last
	V2690201	KIT CARBON RIM TAPE 18x622mm - FOR CARBON RIM

SPOKES

2	V2275201	KIT 12 NDS/FT DISC/RR D SIDE BT D SPK 290mm/W N CXR Elite
3	V2275101	KIT 12 DS UB/DISC BT D SPK 272mm/WIDE NIPPLE CXR Elite

HUB SHELLS






4	N/A	HUB BODY
5	V2560201	KIT ID360 BEARINGS 15/28/7 + 17/28/7
6	V2252701	KIT ID360 INSERT SHAPED EAR LOBE > 2017
7	V2251601	KIT ID360 SEAL + GREASE
8	V2500501	KIT ID360 3 PADS NOISE REDUCING
9	V2251701	KIT ID360 2 RATCHETS + SPRING + GREASE
10	V2251801	KIT 3 ID360 ROAD SPRINGS
11	V3430101	HG11 Freewheel Body ID360
12	V2252201	KIT 2 REAR HUB RETENTION RINGS 48mm
13	V2251501	KIT 3 ID360 WAVE WASHERS
14	V2251401	KIT ID360 AXLE DISC CENTER LOCK
15	V2250901	KIT ID360 HUB THREADED CAP for UB model (small)

ADAPTERS

16	B4989901	ADAPTER Rr 12x142mm ID360 (CLock)
	B4989501	ADAPTER Rr 12x135mm ID360 (6bolt&CLock)
	B4989801	ADAPTER Rr 9mm QR ID360 (CLock)

MAVIC CXR Elite Disc

DELIVERED WITH

Front 12 mm adapters (B4104201) 1	
Rear 12x142mm adapters for Instant Drive 360 (B49 896 01 for ID360 6T, B49 899 01 for ID360 CL) 1	
Valve extender (118 952 01) 1	
Specific disc bolts (308 719 01) Pack of 6	
Rim tape	
Multifunction adjustment wrench (325 423 01) 1	
User guide	

COMPATIBILITY

Freewheel: Shimano/Sram, convertible to Campagnolo and XD-R with optional driver bodies	
Front axle: convertible from 12mm thru axle to quick release or 15mm thru axle with optional adapters	
Rear axle: 12mm thru axle, convertible to Quick Release with optional adapters	

Specifications

RIMS

- **Material** : Maxtal alloy with Blackcell flange
- **Height** : 60 mm
- **Drilling** : traditional
- Disc brake specific profile
- **Valve hole diameter** : 6.5 mm
- **Tire** : clincher
- **Internal width** : 16 mm
- **ETRTO size** : 622x16C

SPOKES

- **Material** : steel
- **Shape** : straight pull, bladed, double butted
- **Nipples** : aluminum, ABS
- **Count** : 24 front and rear
- **Lacing** : front crossed 2, rear Isopulse

WHEEL HUB

- **Front and rear bodies** : aluminum
- **Axle material** : aluminum
- Sealed cartridge bearings
- **Freewheel** : Instant Drive 360
- **Front** : Quick release, 12 thru and 15 thru compatible
- **Rear** : 12x142 (convertible to quick release with optional adapters)

VERSIONS

- **Color** : Black only
- **Disc standard** : 6 Bolts or Center Lock(R)

WHEEL WEIGHTS

Wheel weight 1050