

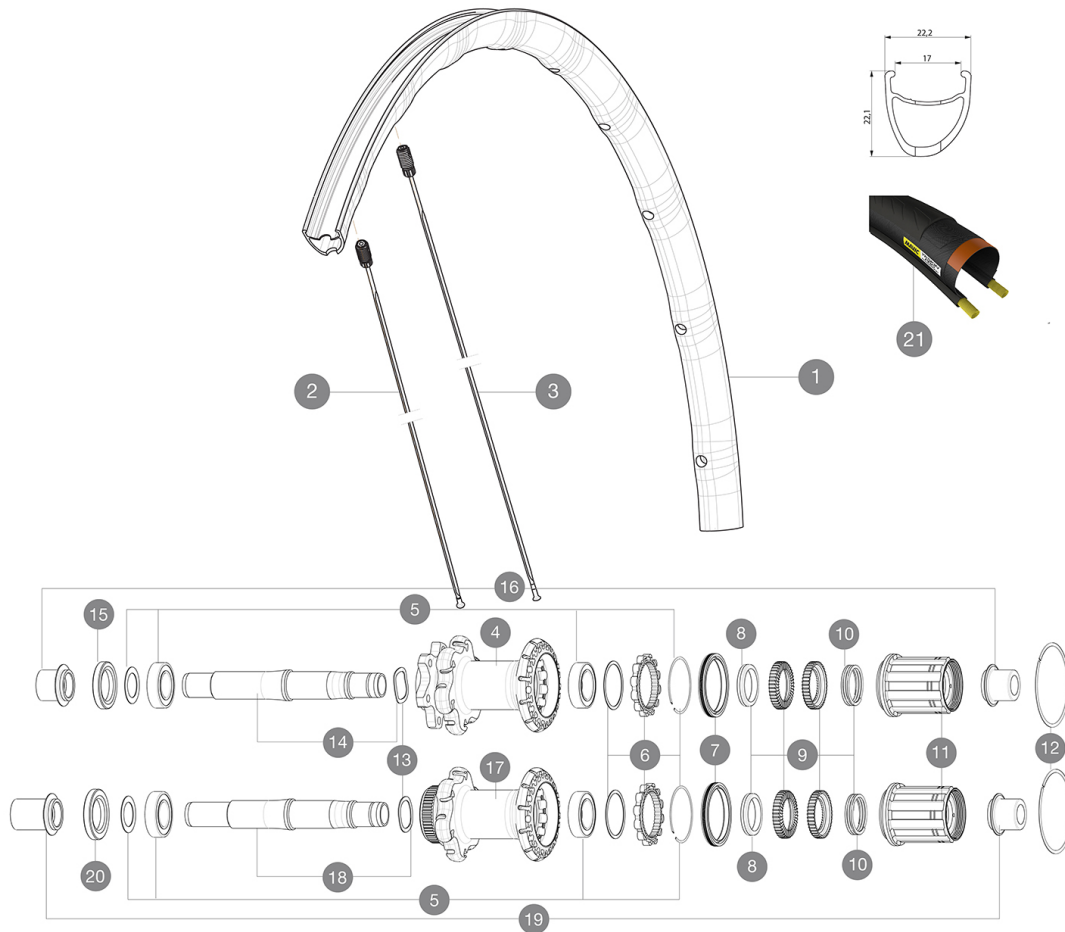
MAVIC *Ksyrium Elite Disc*

ASTM CATEGORY 2 : road and offroad with jumps less than 15cm
 Recommended weight limit : 120kg
 Recommended tire sizes: 25 to 32 mm
 Max. Pressure: 25mm 7.7 bars - 110 PSI

REFERENCES WHEELS

R98511 KsyEliteD6BRr 12x142

R98551 KsyEliteDCLRr 12x142

**RIMS**

&NBSP;:

1	V2406013	KIT REAR RIM KSYRIUM ELITE DISC
---	----------	---------------------------------

SPOKES

2	V2273501	KIT 12 DRIVE SIDE BUTTED SPOKE 280mm
3	V2273401	KIT 12 FRT/NON DRIVE SIDE BUTTED SPOKE 297mm

HUB SHELLS

4	N/A	HUB BODY
5	V2560201	KIT ID360 BEARINGS 15/28/7 + 17/28/7
6	V2252701	KIT ID360 INSERT SHAPED EAR LOBE > 2017
7	V2251601	KIT ID360 SEAL + GREASE
8	V2500501	KIT ID360 3 PADS NOISE REDUCING
9	V2251701	KIT ID360 2 RATCHETS + SPRING + GREASE
10	V2251801	KIT 3 ID360 ROAD SPRINGS
11	V3430101	HG11 Freewheel Body ID360
12	V2252201	KIT 2 REAR HUB RETENTION RINGS 48mm
13	V2251501	KIT 3 ID360 WAVE WASHERS
14	V2251301	KIT ID360 AXLE DISC 6 BOLTS
15	V2251001	KIT ID360 HUB THREADED CAP UB+DISC 6 BOLTS (large) - while s
17	N/A	HUB BODY
18	V2251401	KIT ID360 AXLE DISC CENTER LOCK
20	V2251101	KIT ID360 HUB THREADED CAP DISC CENTER LOCK

TYRES




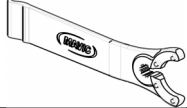
21	37805525	YksionProPowerLinkWH
----	----------	----------------------

ADAPTERS

16	B4989601	ADAPTER Rr 12x142mm ID360 (6bolt)
19	B4989901	ADAPTER Rr 12x142mm ID360 (CLOCK)

MAVIC Ksyrium Elite Disc

DELIVERED WITH

Front 12 mm adapters (B4104201) 1	
Rear 12x142mm adapters for Instant Drive 360 (B49 896 01 for ID360 6T, B49 899 01 for ID360 CL) 1	
Specific disc bolts (308 719 01) Pack of 6	
Multifunction adjustment wrench (325 423 01) 1	
User guide	

COMPATIBILITY

Freewheel: Shimano/Sram, convertible to Campagnolo and XD-R with optional driver bodies	
Front axle: convertible from 12mm thru axle to quick release or 15mm thru axle with optional adapters	
Rear axle: 12mm thru axle, convertible to Quick Release with optional adapters	

Specifications

RIMS

- **Material** : Maxtal
 - **Height** : 26mm, asymmetrical
 - **Joint** : SUP
 - **Drilling** : Fore
- Disc brake specific profile
- **Weight reduction** : ISM 4D
 - **Valve hole diameter** : 6.5 mm
 - **Tire** : clincher
 - **Internal width** : 17 mm
 - **ETRTO size** : 622x17C

SPOKES

- **Material** : steel
- **Shape** : straight pull, bladed
- **Nipples** : Fore integrated aluminum
- **Count** : 24 front and rear
- **Lacing** : front crossed 2, rear Isopulse

WHEEL HUB

- **Front and rear bodies** : aluminum
 - **Axle material** : aluminum
- Adjustable sealed cartridge bearings
- **Freewheel** : Instant Drive 360
 - **Front** : Quick release, 12 thru and 15 thru compatible
 - **Rear** : 12x142 (convertible to quick release with optional adapters)

VERSIONS

- **Color** : Black only
- **Disc standard** : 6 Bolts or Center Lock(R)

WHEEL WEIGHTS

Wheel weight 900