

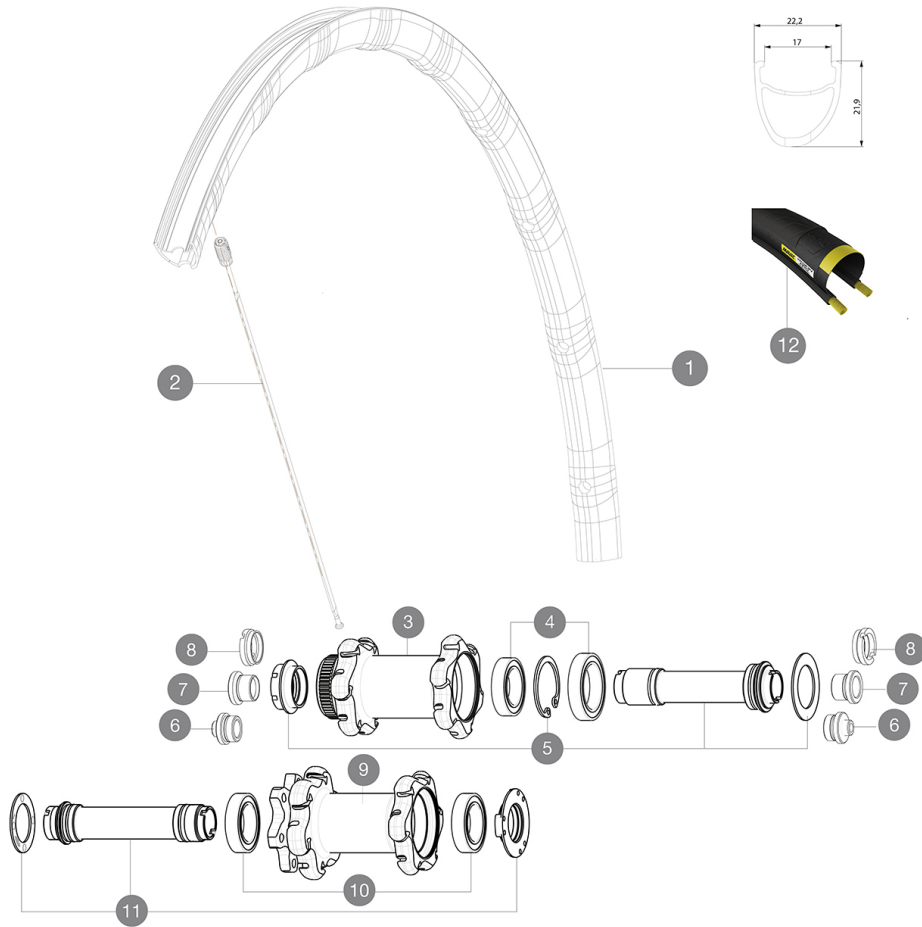
# MAVIC Ksyrium Elite Disc

1  
2017  
FRONT

ASTM CATEGORY 2 : road and offroad with jumps less than 15cm  
Recommended weight limit : 120kg  
Recommended tire sizes: 25 to 32 mm  
Max. Pressure: 25mm 7.7 bars - 110 PSI

## REFERENCES WHEELS

F71011	KsyEliteD6BFt 12x100	F71061	KsyEliteDCLFt 12x100
--------	----------------------	--------	----------------------



## RIMS



&NBSP;:

1	V2405910	KIT FRONT RIM KSYRIUM ELITE DISC
---	----------	----------------------------------

## SPOKES

2	V2273401	KIT 12 FRT/NON DRIVE SIDE BUTTED SPOKE 297mm
---	----------	--

## HUB SHELLS

3	N/A	HUB BODY
4	99688601	BEARING KIT 9/15 DCL HUB 20x32x7 6804 + 25x37x7 6805
5	V2252401	KIT MY16 FRONT AXLE ROAD DISC 9/12/15 CL
9	N/A	HUB BODY
10	99688501	BEARING KIT 9/12/15 D6T HUB 20x32x7 6804
11	V2252301	KIT MY16 FRONT AXLE ROAD DISC 9/12/15 INT

## TYRES

12	37805325	YksionProGripLinkWH
----	----------	---------------------




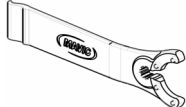
## ADAPTERS

6	B4104301	ADAPTER Ft 9mm QR QRM+
7	B4104201	ADAPTER Ft 12mm QRM+
8	B4104401	ADAPTER Ft 15mm QRM+

# MAVIC Ksyrium Elite Disc

2017  
FRONT

## DELIVERED WITH

Front 12 mm adapters (B4104201) 1	
Rear 12x142mm adapters for Instant Drive 360 (B49 896 01 for ID360 6T, B49 899 01 for ID360 CL) 1	
Specific disc bolts (308 719 01) Pack of 6	
Multifunction adjustment wrench (325 423 01) 1	
User guide	

## COMPATIBILITY

Freewheel: Shimano/Sram, convertible to Campagnolo and XD-R with optional driver bodies	
Front axle: convertible from 12mm thru axle to quick release or 15mm thru axle with optional adapters	
Rear axle: 12mm thru axle, convertible to Quick Release with optional adapters	

## Specifications

### RIMS

- **Material** : Maxtal
  - **Height** : 26mm, asymmetrical
  - **Joint** : SUP
  - **Drilling** : Fore
- Disc brake specific profile
- **Weight reduction** : ISM 4D
  - **Valve hole diameter** : 6.5 mm
  - **Tire** : clincher
  - **Internal width** : 17 mm
  - **ETRTO size** : 622x17C

### SPOKES

- **Material** : steel
- **Shape** : straight pull, bladed
- **Nipples** : Fore integrated aluminum
- **Count** : 24 front and rear
- **Lacing** : front crossed 2, rear Isopulse

### WHEEL HUB

- **Front and rear bodies** : aluminum
  - **Axle material** : aluminum
- Adjustable sealed cartridge bearings
- **Freewheel** : Instant Drive 360
  - **Front** : Quick release, 12 thru and 15 thru compatible
  - **Rear** : 12x142 (convertible to quick release with optional adapters)

### VERSIONS

- **Color** : Black only
- **Disc standard** : 6 Bolts or Center Lock(R)

### WHEEL WEIGHTS

Wheel weight 770