

**MAVIC** *Cosmic Pro Carbon SL T Disc*

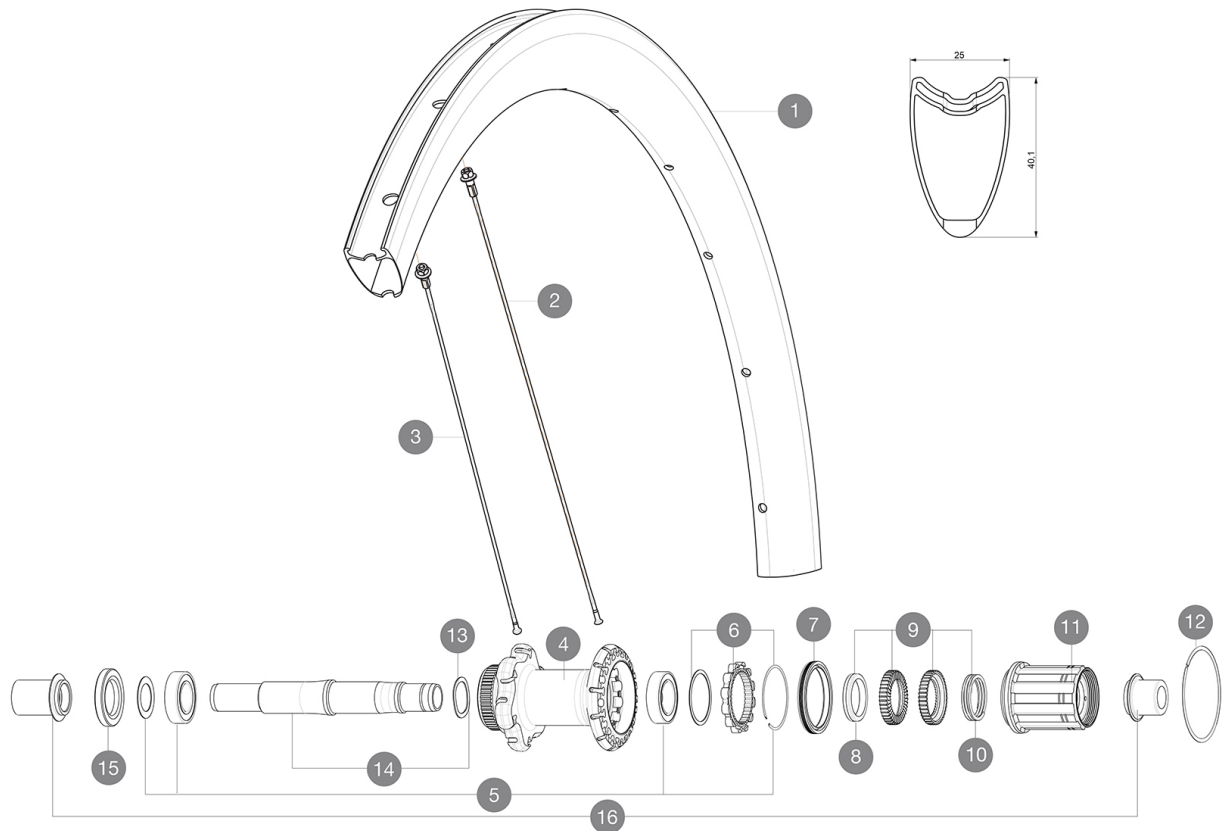
Recommended weight limit : 120kg  
 Recommended tyre sizes: 25 to 52 mm  
 Max. Pressure: 23mm 8.7 bars - 125 psi, 25/28mm 7.7 bars - 110 psi  
 Max. Pressure: 25mm 7.7 bars - 110 PSI

**REFERENCES WHEELS**

R98821 CosProCarSITDCLRr12x142

R78101

CosProCarbSLTDiscCLRr

**RIMS**VALVE HOLE  $\bar{A}$  (MM): 6,5 :

1	V2404013	KIT REART RIM COS PRO CARB SL DISC TUBULAR
---	----------	--

**SPOKES**

2	V2277301	KIT 12 DS COSMIC PRO CARB SL D T SPK 261mm - while stock las
2	V3663901	KIT 12 NON DRIVE SIDE BUTTED AERO STAINLESS SPOKE 261 + alu
3	V3663001	KIT 12 FR7/NDS COSMIC PRO CARB SL UST/UST Disc C/C Disc/T Di
3	V2277401	KIT 12 FT/NDS COSMIC PRO CARB SL D T 278mm SP - while stock

**HUB SHELLS**



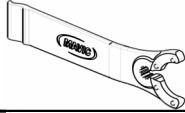
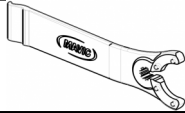
4	N/A	HUB BODY
5	V2560201	KIT ID360 BEARINGS 15/28/7 + 17/28/7
6	V2252701	KIT ID360 INSERT SHAPED EAR LOBE > 2017
7	V2251601	KIT ID360 SEAL + GREASE
8	V2500501	KIT ID360 3 PADS NOISE REDUCING
9	V2251701	KIT ID360 2 RATCHETS + SPRING + GREASE
10	V2251801	KIT 3 ID360 ROAD SPRINGS
11	V3430101	HG11 Freewheel Body ID360
12	V2252201	KIT 2 REAR HUB RETENTION RINGS 48mm
13	V2251501	KIT 3 ID360 WAVE WASHERS
14	V2251401	KIT ID360 AXLE DISC CENTER LOCK
15	V2251101	KIT ID360 HUB THREADED CAP DISC CENTER LOCK

**ADAPTERS**

16	B4989901	ADAPTER Rr 12x142mm ID360 (CLock)
----	----------	-----------------------------------

# MAVIC Cosmic Pro Carbon SL T Disc

## DELIVERED WITH

BR601 quick releases	
Front 12 mm adapters	
Specific disc bolts	
User guide	
Front 12 mm adapters (B4104201) 1	
Rear 12x142mm adapters for Instant Drive 360 (B49 896 01 for ID360 6T, B49 899 01 for ID360 CL) 1	
Specific disc bolts	
Specific disc bolts	
Multifunction adjustment wrench (325 423 01) 1	
Multifunction adjustment wrench (325 423 01) 1	
User guide	
User guide	

## COMPATIBILITY

Freewheel: Shimano/Sram, convertible to Campagnolo and XD-R with optional driver bodies	
Freewheel: Shimano/Sram or Campagnolo, convertible to XD-R with optional driver body	
Front axle: convertible from 12mm thru axle to quick release or 15mm thru axle with optional adapters	
Front axle: convertible from 12mm thru axle to quick release or 15mm thru axle with optional adapters	
Rear axle: 12mm thru axle, convertible to Quick Release with optional adapters	
Rear axle: 12mm thru axle, convertible to Quick Release with optional adapters	

## Specifications

### RIMS

- **Material** : 3K carbon fibers
  - **Height** : 40 mm
  - **Material** : 3K carbon fibers
  - **Material** : 3K carbon fibers
  - **Drilling** : traditional
- Disc brake specific profile
- **Valve hole diameter** : 6.5 mm
  - **Tyre** : tubular
  - **ETRTO size** : 28" tubular
  - **Recommended tyre sizes** : 25 to 52 mm
  - **Height** : 40 mm
  - **Height** : 40 mm
  - **Drilling** : traditional
  - **Drilling** : traditional
- Disc brake specific profile
- Disc brake specific profile
- **Valve hole diameter** : 6.5 mm
  - **Valve hole diameter** : 6.5 mm
  - **Tyre** : tubular
  - **Tyre** : tubular
  - **ETRTO size** : 28" tubular
  - **ETRTO size** : 28" tubular

### WHEEL HUB

- **Front and rear bodies** : aluminum
  - **Axle material** : aluminum
- Sealed cartridge bearings
- **Freewheel** : Instant Drive 360
  - **Front and rear bodies** : aluminum
  - **Front and rear bodies** : aluminum
  - **Front** : Quick release, 12 thru and 15 thru compatible
  - **Axle material** : aluminum
  - **Axle material** : aluminum
  - **Rear** : 12x142 (convertible to quick release with optional adapters)
- Sealed cartridge bearings
- **Front bearings** : adjustable sealed cartridge bearings (QRM+), Rear bearings auto adjust sealed cartridge bearings (QRM Auto)
  - **Freewheel** : Instant Drive 360
  - **Freewheel** : Instant Drive 360
  - **Front** : Quick release, 12 thru and 15 thru compatible
  - **Rear** : 12x142 (convertible to quick release with optional adapters)

### WHEEL WEIGHTS

Wheel weight 810

### SPOKES

- **Material** : steel

### VERSIONS

- **Color** : Black only