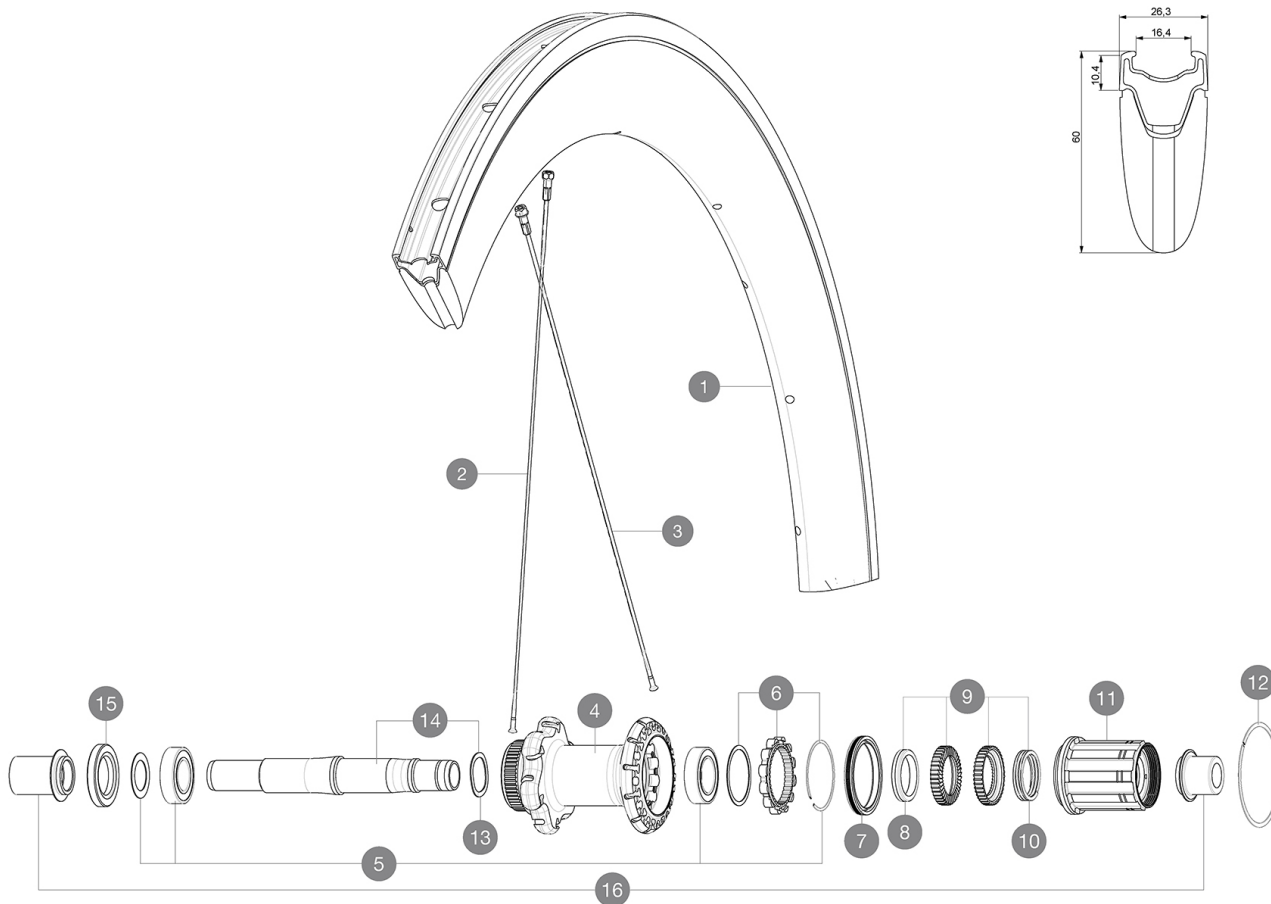


ASTM CATEGORY 1 : road only  
Recommended weight limit : 120kg  
Recommended tire sizes: 23 to 32 mm  
Max. Pressure: 23mm 8.7 bars - 125 psi, 25mm 7.7 bars - 110 psi

## REFERENCES WHEELS

R98181 CXREliteDCLRr12x142



## RIMS



VALVE HOLE  $\bar{A}$  (MM): 6.5 :

1	V2408813	KIT REAR RIM CXR ELITE DISC - until stock last
	V2690201	KIT CARBON RIM TAPE 18x622mm - FOR CARBON RIM

## SPOKES

2	V2275201	KIT 12 NDS/FT DISC/RR D SIDE BTD SPK 290mm/W N CXR Elite
3	V2275101	KIT 12 DS UB/DISC BTD SPK 272mm/WIDE NIPPLE CXR Elite

## HUB SHELLS






4	N/A	HUB BODY
5	V2560201	KIT ID360 BEARINGS 15/28/7 + 17/28/7
6	V2252701	KIT ID360 INSERT SHAPED EAR LOBE > 2017
7	V2251601	KIT ID360 SEAL + GREASE
8	V2500501	KIT ID360 3 PADS NOISE REDUCING
9	V2251701	KIT ID360 2 RATCHETS + SPRING + GREASE
10	V2251801	KIT 3 ID360 ROAD SPRINGS
11	V3430101	HG11 Freewheel Body ID360
12	V2252201	KIT 2 REAR HUB RETENTION RINGS 48mm
13	V2251501	KIT 3 ID360 WAVE WASHERS
14	V2251401	KIT ID360 AXLE DISC CENTER LOCK
15	V2250901	KIT ID360 HUB THREADED CAP for UB model (small)

## ADAPTERS

16	B4989901	ADAPTER Rr 12x142mm ID360 (CLock)
	B4989501	ADAPTER Rr 12x135mm ID360 (6bolt&CLock)
	B4989801	ADAPTER Rr 9mm QR ID360 (CLock)

# MAVIC CXR Elite Disc

## DELIVERED WITH

Front 12 mm adapters (B4104201) 1	
Rear 12x142mm adapters for Instant Drive 360 (B49 896 01 for ID360 6T, B49 899 01 for ID360 CL) 1	
Valve extender (118 952 01) 1	
Specific disc bolts (308 719 01) Pack of 6	
Rim tape	
Multifunction adjustment wrench (325 423 01) 1	
User guide	

## COMPATIBILITY

Freewheel: Shimano/Sram, convertible to Campagnolo and XD-R with optional driver bodies	
Front axle: convertible from 12mm thru axle to quick release or 15mm thru axle with optional adapters	
Rear axle: 12mm thru axle, convertible to Quick Release with optional adapters	

## Specifications

### RIMS

- **Material** : Maxtal alloy with Blackcell flange
- **Height** : 60 mm
- **Drilling** : traditional
- Disc brake specific profile
- **Valve hole diameter** : 6.5 mm
- **Tire** : clincher
- **Internal width** : 16 mm
- **ETRTO size** : 622x16C

### SPOKES

- **Material** : steel
- **Shape** : straight pull, bladed, double butted
- **Nipples** : aluminum, ABS
- **Count** : 24 front and rear
- **Lacing** : front crossed 2, rear Isopulse

### WHEEL HUB

- **Front and rear bodies** : aluminum
- **Axle material** : aluminum
- Sealed cartridge bearings
- **Freewheel** : Instant Drive 360
- **Front** : Quick release, 12 thru and 15 thru compatible
- **Rear** : 12x142 (convertible to quick release with optional adapters)

### VERSIONS

- **Color** : Black only
- **Disc standard** : 6 Bolts or Center Lock(R)

### WHEEL WEIGHTS

Wheel weight 1050