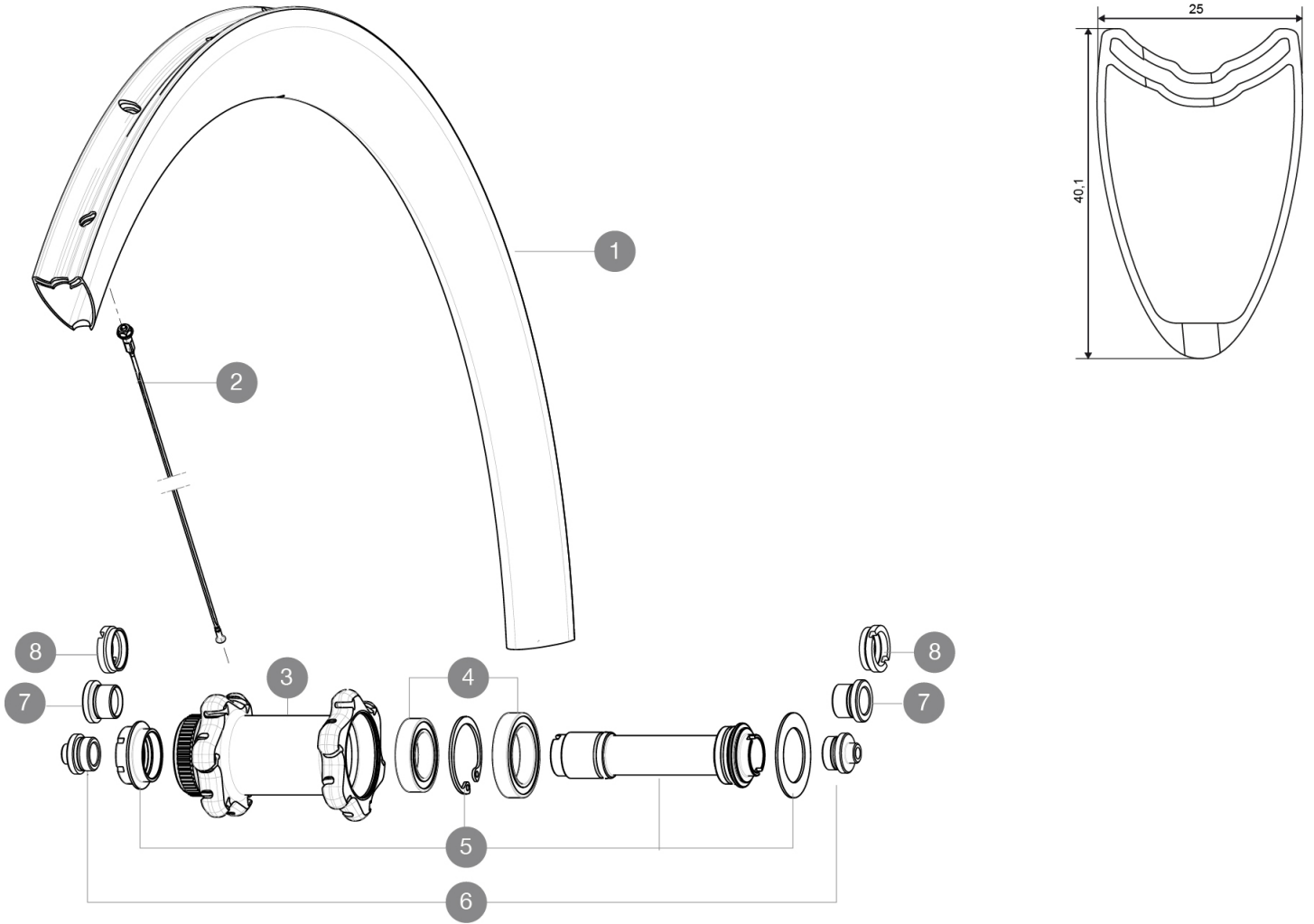


Recommended weight limit : 120kg  
 Recommended tyre sizes: 25 to 52 mm  
 Max. Pressure: 23mm 8.7 bars - 125 psi, 25/28mm 7.7 bars - 110 psi  
 Max. Pressure: 25mm 7.7 bars - 110 PSI

**REFERENCES WHEELS**

|        |                         |        |                       |
|--------|-------------------------|--------|-----------------------|
| F71331 | CosProCarSITDCLF1QRx100 | F52401 | CosProCarbSLTDiscCLFt |
| F71351 | CosProCarSITDCLF15x100  |        |                       |



**RIMS**



VALVE HOLE  $\bar{A}$  (MM): 6,5 :

|   |          |  |
|---|----------|--|
| 1 | V2403910 | KIT FRONT RIM COS PRO CARB SL DISC TUBULAR |
|---|----------|--|

**SPOKES**

|   |          |  |
|---|----------|--|
| 2 | V3663001 | KIT 12 FRT/NDS COSMIC PRO CARB SL UST/UST Disc C/C Disc/T Di |
| 2 | V2277401 | KIT 12 FT/NDS COSMIC PRO CARB SL D T 278mm SP - while stock  |

**HUB SHELLS**



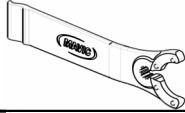
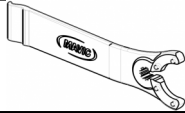
|   |          |  |
|---|----------|--|
| 4 | 99688601 | BEARING KIT 9/15 DCL HUB 20x32x7 6804 + 25x37x7 6805 |
| 5 | V2252401 | KIT MY16 FRONT AXLE ROAD DISC 9/12/15 CL             |

**ADAPTERS**

|   |          |                        |
|---|----------|------------------------|
| 6 | B4104301 | ADAPTER Ft 9mm QR QRM+ |
| 7 | B4104201 | ADAPTER Ft 12mm QR+    |
| 8 | B4104401 | ADAPTER Ft 15mm QR+    |

# MAVIC Cosmic Pro Carbon SL T Disc

## DELIVERED WITH

|   |   |
|---|---|
| BR601 quick releases  |   |
| Front 12 mm adapters  |   |
| Specific disc bolts   |   |
| User guide  |   |
| Front 12 mm adapters<br>(B4104201)<br>1   |    |
| Rear 12x142mm adapters for Instant Drive 360<br>(B49 896 01 for ID360 6T, B49 899 01 for ID360 CL)<br>1 |    |
| Specific disc bolts   |   |
| Specific disc bolts   |   |
| Multifunction adjustment wrench<br>(325 423 01)<br>1  |  |
| Multifunction adjustment wrench<br>(325 423 01)<br>1  |  |
| User guide  |   |
| User guide  |   |

## COMPATIBILITY

|   |  |
|---|--|
| Freewheel: Shimano/Sram, convertible to Campagnolo and XD-R with optional driver bodies               |  |
| Freewheel: Shimano/Sram or Campagnolo, convertible to XD-R with optional driver body                  |  |
| Front axle: convertible from 12mm thru axle to quick release or 15mm thru axle with optional adapters |  |
| Front axle: convertible from 12mm thru axle to quick release or 15mm thru axle with optional adapters |  |
| Rear axle: 12mm thru axle, convertible to Quick Release with optional adapters                        |  |
| Rear axle: 12mm thru axle, convertible to Quick Release with optional adapters                        |  |

## Specifications

### RIMS

- **Material** : 3K carbon fibers
  - **Height** : 40 mm
  - **Material** : 3K carbon fibers
  - **Material** : 3K carbon fibers
  - **Drilling** : traditional
- Disc brake specific profile
- **Valve hole diameter** : 6.5 mm
  - **Tyre** : tubular
  - **ETRTO size** : 28" tubular
  - **Recommended tyre sizes** : 25 to 52 mm
  - **Height** : 40 mm
  - **Height** : 40 mm
  - **Drilling** : traditional
  - **Drilling** : traditional
- Disc brake specific profile
- Disc brake specific profile
- **Valve hole diameter** : 6.5 mm
  - **Valve hole diameter** : 6.5 mm
  - **Tyre** : tubular
  - **Tyre** : tubular
  - **ETRTO size** : 28" tubular
  - **ETRTO size** : 28" tubular

### WHEEL HUB

- **Front and rear bodies** : aluminum
  - **Axle material** : aluminum
- Sealed cartridge bearings
- **Freewheel** : Instant Drive 360
  - **Front and rear bodies** : aluminum
  - **Front and rear bodies** : aluminum
  - **Front** : Quick release, 12 thru and 15 thru compatible
  - **Axle material** : aluminum
  - **Axle material** : aluminum
  - **Rear** : 12x142 (convertible to quick release with optional adapters)
- Sealed cartridge bearings
- **Front bearings** : adjustable sealed cartridge bearings (QRM+), Rear bearings auto adjust sealed cartridge bearings (QRM Auto)
  - **Freewheel** : Instant Drive 360
  - **Freewheel** : Instant Drive 360
  - **Front** : Quick release, 12 thru and 15 thru compatible
  - **Rear** : 12x142 (convertible to quick release with optional adapters)

### WHEEL WEIGHTS

Wheel weight 730

### SPOKES

- **Material** : steel

### VERSIONS

- **Color** : Black only