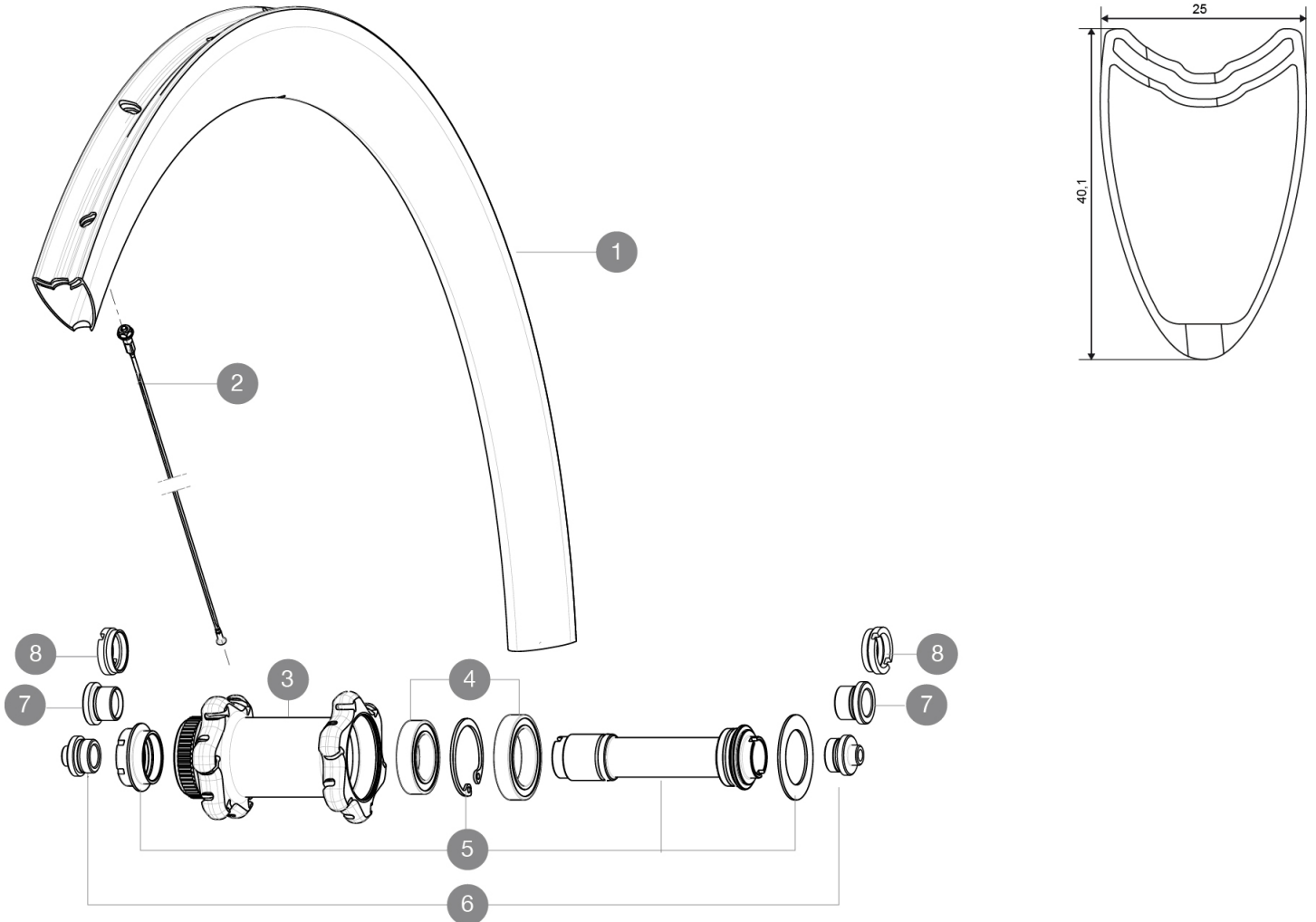


Recommended weight limit : 120kg
 Recommended tyre sizes: 25 to 52 mm
 Max. Pressure: 23mm 8.7 bars - 125 psi, 25/28mm 7.7 bars - 110 psi
 Max. Pressure: 25mm 7.7 bars - 110 PSI

REFERENCES WHEELS

F71331	CosProCarSITDCLF1QRx100	F52401	CosProCarbSLTDiscCLFt
F71351	CosProCarSITDCLF15x100		



RIMS



VALVE HOLE \bar{A} (MM): 6,5 :

1	V2403910	KIT FRONT RIM COS PRO CARB SL DISC TUBULAR
---	----------	--

SPOKES

2	V2277401	KIT 12 FT/NDS COSMIC PRO CARB SL D T 278mm SP - while stock
2	V3663001	KIT 12 FRT/NDS COSMIC PRO CARB SL UST/UST Disc C/C Disc/T Di

HUB SHELLS



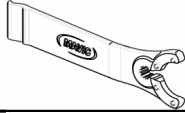
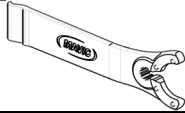
4	99688601	BEARING KIT 9/15 DCL HUB 20x32x7 6804 + 25x37x7 6805
5	V2252401	KIT MY16 FRONT AXLE ROAD DISC 9/12/15 CL

ADAPTERS

6	B4104301	ADAPTER Ft 9mm QR QRM+
7	B4104201	ADAPTER Ft 12mm QR+
8	B4104401	ADAPTER Ft 15mm QRM+

MAVIC Cosmic Pro Carbon SL T Disc

DELIVERED WITH

BR601 quick releases	
Front 12 mm adapters	
Specific disc bolts	
User guide	
Front 12 mm adapters (B4104201) 1	
Rear 12x142mm adapters for Instant Drive 360 (B49 896 01 for ID360 6T, B49 899 01 for ID360 CL) 1	
Specific disc bolts	
Specific disc bolts	
Multifunction adjustment wrench (325 423 01) 1	
Multifunction adjustment wrench (325 423 01) 1	
User guide	
User guide	

COMPATIBILITY

Freewheel: Shimano/Sram, convertible to Campagnolo and XD-R with optional driver bodies	
Freewheel: Shimano/Sram or Campagnolo, convertible to XD-R with optional driver body	
Front axle: convertible from 12mm thru axle to quick release or 15mm thru axle with optional adapters	
Front axle: convertible from 12mm thru axle to quick release or 15mm thru axle with optional adapters	
Rear axle: 12mm thru axle, convertible to Quick Release with optional adapters	
Rear axle: 12mm thru axle, convertible to Quick Release with optional adapters	

Specifications

RIMS

- **Material** : 3K carbon fibers
 - **Height** : 40 mm
 - **Material** : 3K carbon fibers
 - **Material** : 3K carbon fibers
 - **Drilling** : traditional
- Disc brake specific profile
- **Valve hole diameter** : 6.5 mm
 - **Tyre** : tubular
 - **ETRTO size** : 28" tubular
 - **Recommended tyre sizes** : 25 to 52 mm
 - **Height** : 40 mm
 - **Height** : 40 mm
 - **Drilling** : traditional
 - **Drilling** : traditional
- Disc brake specific profile
- Disc brake specific profile
- **Valve hole diameter** : 6.5 mm
 - **Valve hole diameter** : 6.5 mm
 - **Tyre** : tubular
 - **Tyre** : tubular
 - **ETRTO size** : 28" tubular
 - **ETRTO size** : 28" tubular

WHEEL HUB

- **Front and rear bodies** : aluminum
 - **Axle material** : aluminum
- Sealed cartridge bearings
- **Freewheel** : Instant Drive 360
 - **Front and rear bodies** : aluminum
 - **Front and rear bodies** : aluminum
 - **Front** : Quick release, 12 thru and 15 thru compatible
 - **Axle material** : aluminum
 - **Axle material** : aluminum
 - **Rear** : 12x142 (convertible to quick release with optional adapters)
- Sealed cartridge bearings
- **Front bearings** : adjustable sealed cartridge bearings (QRM+), Rear bearings auto adjust sealed cartridge bearings (QRM Auto)
 - **Freewheel** : Instant Drive 360
 - **Freewheel** : Instant Drive 360
 - **Front** : Quick release, 12 thru and 15 thru compatible
 - **Rear** : 12x142 (convertible to quick release with optional adapters)

WHEEL WEIGHTS

Wheel weight 730

SPOKES

- **Material** : steel

VERSIONS

- **Color** : Black only