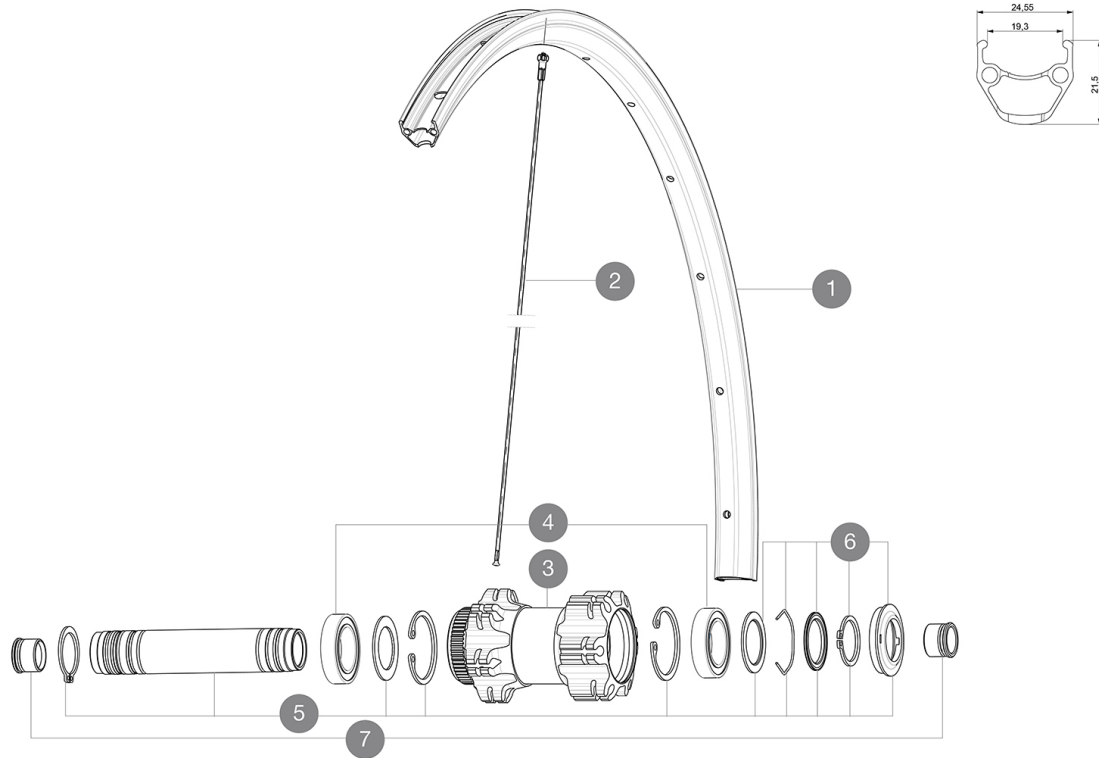


MAVIC **Aksium Disc Allroad TA 700**

ASTM CATEGORY 2 : road and offroad with jumps less than 15cm
 Recommended weight limit : 120kg
 Recommended tire sizes: 25 to 32 mm
 Recommended tyre sizes: 28 to 42 mm
 Max. Pressure: 30mm 5.8 bars - 85 PSI / 40mm 4.5 bars - 65 PSI

REFERENCES WHEELS

F71461 AksAldrDCL700Ft 12x100 SV

**RIMS**

&NBSP;:

1	V2730315	KIT FRONT/REAR RIM AKSIUM ALLROAD 700
---	----------	---------------------------------------

SPOKES

2	V2277201	KIT 12 FT 9/12 AKSIUM DISC ALLR 700 SPK 296mm
---	----------	---

HUB SHELLS




3	N/A	HUB BODY
4	99688501	BEARING KIT 9/12/15 D6T HUB 20x32x7 6804
5	V2371101	KIT FRONT QRM AXLE 100mm/BOOST 110mm
6	V2370301	KIT FRONT AUTO ADJUSTING PLAY 15mm AXLE

ADAPTERS

7	V2680201	12mmFtRoadAxleAdaptersQRM
---	----------	---------------------------

MAVIC Aksium Disc Allroad TA 700

DELIVERED WITH

BR101 quick releases (M40350 firt, M40351 rear road, M40352 rear MTB) 1	
Front 12 mm adapters (B4104201) 1	
Rear 12x142mm adapters for Instant Drive 360 (B49 896 01 for ID360 6T, B49 899 01 for ID360 CL) 1	
Rim tape	
Rim tape	
User guide	
User guide	

COMPATIBILITY

Freewheel: Shimano/Sram, convertible to Campagnolo and XD-R with optional driver bodies	
Freewheel: Shimano/Sram, convertible to Campagnolo and XD-R with optional driver bodies	
Front axle: convertible from 12mm thru axle to quick release or 15mm thru axle with optional adapters	
Front axle: convertible from 12mm thru axle to quick release or 15mm thru axle with optional adapters	
Rear axle: 12mm thru axle, convertible to Quick Release with optional adapters	
Rear axle: 12mm thru axle, convertible to Quick Release with optional adapters	

Specifications

RIMS

- **Material** : S6000 Aluminum
- **Material** : S6000 Aluminum
- **Height** : 21 mm
- **Height** : 21 mm
- **Joint** : pinned
- **Joint** : pinned
- **Drilling** : traditional with H2 reinforcement
- **Drilling** : traditional with H2 reinforcement
- Disc brake specific profile
- Disc brake specific profile
- **Valve hole diameter** : 6.5 mm
- **Valve hole diameter** : 6.5 mm
- **Tire** : clincher
- **Tire** : clincher
- **Internal width** : 19 mm
- **Internal width** : 19 mm
- **ETRTO size** : 622x19C
- **ETRTO size** : 622x19C
- **ETRTO size** : 584x19C

SPOKES

- **Material** : steel
- **Material** : steel
- **Shape** : straight pull, round
- **Shape** : straight pull, round
- **Nipples** : steel, ABS
- **Nipples** : steel, ABS
- **Count** : 24 front and rear
- **Count** : 24 front and rear
- **Lacing** : front and rear crossed 2
- **Lacing** : front and rear crossed 2

WHEEL HUB

- **Front and rear bodies** : aluminum
- **Front and rear bodies** : aluminum
- **Axle material** : aluminum
- **Axle material** : aluminum
- Sealed cartridge bearings
- Auto adjust sealed cartridge bearings (QR Auto)
- **Freewheel** : Instant Drive 360
- **Freewheel** : Instant Drive 360 steel
- **Front** : Quick release, 12 thru and 15 thru compatible
- **Front** : Quick release, 12 thru and 15 thru compatible
- **Rear** : 12x142 (convertible to quick release with optional adapters)
- **Rear** : 12x142 (convertible to quick release with optional adapters)

VERSIONS

- **Color** : Black only
- **Color** : Black only
- **Disc standard** : Center Lock(R) only
- **Disc standard** : 6 Bolts or Center Lock(R)

WHEEL WEIGHTS

Wheel weight