

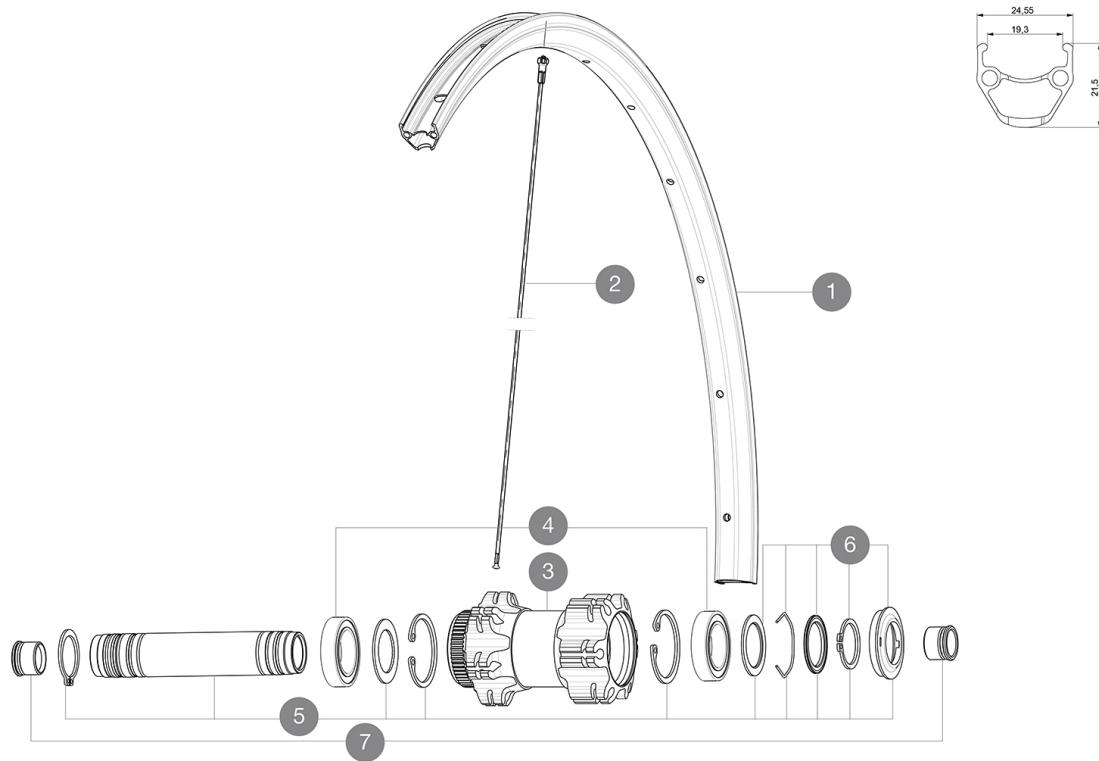
MAVIC Aksium Disc Allroad TA 650b

1
2017
FRONT

ASTM CATEGORY 2 : road and offroad with jumps less than 15cm
Recommended weight limit : 120kg
Recommended tire sizes: 25 to 32 mm
Recommended tyre sizes: 28 to 42 mm
Max. Pressure: 30mm 5.8 bars - 85 PSI / 40mm 4.5 bars - 65 PSI

REFERENCES WHEELS

F71471 AksAldrDCL650bFt 12x100 SV



RIMS



&NBSP;:

1	V2730415	KIT FRONT/REAR RIM AKSIUM ALLROAD 650B
---	----------	--

SPOKES

2	36690101	"KIT 12 FT/NDS CROSSONE/CROSSMAX/XA 27,5"" SPK 278mm"
---	----------	---

HUB SHELLS




3	N/A	HUB BODY
4	99688501	BEARING KIT 9/12/15 D6T HUB 20x32x7 6804
5	V2371101	KIT FRONT QRM AXLE 100mm/BOOST 110mm
6	V2370301	KIT FRONT AUTO ADJUSTING PLAY 15mm AXLE

ADAPTERS

7	V2680201	12mmFtRoadAxleAdaptersQRM
---	----------	---------------------------

MAVIC Aksium Disc Allroad TA 650b

DELIVERED WITH

BR101 quick releases (M40350 frt, M40351 rear road, M40352 rear MTB) 1	
Front 12 mm adapters (B4104201) 1	
Rear 12x142mm adapters for Instant Drive 360 (B49 896 01 for ID360 6T, B49 899 01 for ID360 CL) 1	
Rim tape	
Rim tape	
User guide	
User guide	

COMPATIBILITY

Freewheel: Shimano/Sram, convertible to Campagnolo with optional driver body	
Freewheel: Shimano/Sram, convertible to Campagnolo and XD-R with optional driver bodies	
Front axle: convertible from 12mm thru axle to quick release or 15mm thru axle with optional adapters	
Front axle: convertible from 12mm thru axle to quick release or 15mm thru axle with optional adapters	
Rear axle: 12mm thru axle, convertible to Quick Release with optional adapters	
Rear axle: 12mm thru axle, convertible to Quick Release with optional adapters	

Specifications

RIMS

- Material : S6000 Aluminum
- Material : S6000 Aluminum
- Height : 21 mm
- Height : 21 mm
- Joint : pinned
- Joint : pinned
- Drilling : traditional with H2 reinforcement
- Drilling : traditional with H2 reinforcement

Disc brake specific profile

Disc brake specific profile

- Valve hole diameter : 6.5 mm
- Valve hole diameter : 6.5 mm
- Tire : clincher
- Tire : clincher
- Internal width : 19 mm
- Internal width : 19 mm
- ETRTO size : 622x19C
- ETRTO size : 584x19C

SPOKES

- Material : steel
- Material : steel
- Shape : straight pull, round
- Shape : straight pull, round
- Nipples : steel, ABS
- Nipples : steel, ABS
- Count : 24 front and rear
- Count : 24 front and rear
- Lacing : front and rear crossed 2
- Lacing : front and rear crossed 2

WHEEL HUB

- Front and rear bodies : aluminum
- Front and rear bodies : aluminum
- Axle material : aluminum
- Axle material : steel
- Sealed cartridge bearings
- Front bearings : sealed cartridge bearings (QRM), Rear bearings auto adjust sealed cartridge bearings (QRM Auto)
- Freewheel : Instant Drive 360
- Freewheel : FTS-L steel
- Front : Quick release, 12 thru and 15 thru compatible
- Rear : 12x142 (convertible to quick release with optional adapters)

VERSIONS

- Color : Black only
- Color : Black only
- Disc standard : 6 Bolts or Center Lock(R)
- Disc standard : 6 Bolts or Center Lock(R)

WHEEL WEIGHTS

Wheel weight